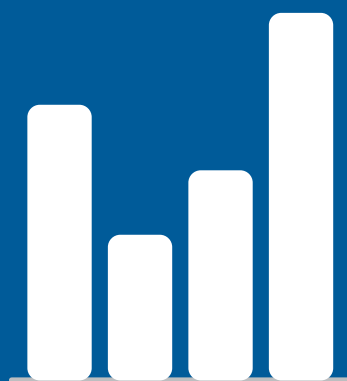


Political Participation of Youth in V4 Countries



RESULTS OF THE PUBLIC
OPINION POLL AMONG
YOUNG PEOPLE IN
SLOVAKIA, THE CZECH
REPUBLIC, HUNGARY
AND POLAND





Political Participation of Youth in V4 Countries

RESULTS OF THE PUBLIC
OPINION POLL AMONG
YOUNG PEOPLE IN
SLOVAKIA, THE CZECH
REPUBLIC, HUNGARY
AND POLAND

Introduction	– 3
Executive Summary	– 7
Methodology	– 13
Respondents Profile	– 14

1. Self-Reflection of Young People – 20

Evaluation of the experience of living abroad	– 20
Visions of young people about their life in the next three years	– 21
Evaluation of moral support from various people and groups	– 26
Evaluation of self influence on one's life	– 29
Evaluation of self influence on surrounding objects	– 31
Social distance	– 34

2. Experience with Membership in Youth and Volunteer Organizations – 38

Membership in youth organizations	– 38
Experience with volunteering	– 40

3. Use of Social Media by Youth – 42

Frequency of use of social media	– 42
Social media use	– 45
Sources of information about politics and activities of political parties	– 46

4. Political Views – 50

Trust in institutions	– 50
Opinions on functioning of the state	– 57
Opinions on freedom and tolerance	– 58
Opinions on environmental protection	– 59

5. Political Participation – 62

Participation of young people on various public activities	– 62
Initiators of engaging in public activities	– 67
Opinions of young people on politics and civil involvement	– 68
Opinions of young people on elections	– 70
Opinions on youth, youth organisations and understanding of own influence	– 73

Summaries – 78

Hlavné závery	– 78
Hlavní zjištění v souhrnu	– 82
A legfontosabb eredmények	– 87
Główne wnioski	– 93

About the project – 98

Introduction

Development of the political situation in the region of the countries of Visegrad Four arises many questions regarding the further direction of these countries. The behaviour of young people can be considered a good barometer of the social and political atmosphere. In the last years, we can see many negative trends. Besides ongoing brain drain, more and more comes to the foreground also political behaviour of young people. This is not only about leaving the domestic country in search for better future in the countries of developed Western Europe. More often it is the frustration from the situation at home that transfers into the changes of opinions and intensifying inclination to radical or extremist attitudes. The project called "Political Participation of Youth in V4 Countries" aims to map out the current situation in the political attitudes and trends in political behaviour. The ambition behind this project was, in the first place, to bring empiric data, which would describe the feelings and behaviour of young people in the area of politics and political participation.

We believe that the findings, which are presented in this report, will support broader social discussion about the position of young people in this region. The other aim is to motivate professional public and also the politics creators to search for such solutions, which would offer young people a positive vision in this region. Without full-fledged involvement of young people to the creation of such tools, this is hard to imagine. Our survey findings uncovered that young people are critical towards political and social situation of their countries. At the same time, they are not passive and indifferent and may be good partners in solving of many issues, which relate to them.

Now, it is important not to miss the chance, which we are given.

From this place I would like, in behalf of the whole research team, as well as in the name of all partner organisations, to thank the International Visegrad Fund for their bravery to support this project and contribute to opening of broader social discussion about the position of young people in the V4 region.

Executive Summary

Self-reflection of young people

EVALUATION OF THE EXPERIENCE OF LIVING ABROAD

- Data collected from the survey show that young people from Slovakia have the most experience with a long-term living abroad in comparison with young people from the other countries. Almost 40% of young Slovaks, followed by young people from Hungary (34%), Poland (28%) and the Czech Republic (24%) spend more than 3 months abroad.
- Most young people with the experience of living abroad stay positive about their experience. The average grades attributed to this experience were given as follow: the Czech Republic 1,89; Slovakia 1,89; Hungary 1,99 and Poland 2,10.

VISION OF YOUNG PEOPLE ABOUT THEIR LIFE OVER THE NEXT THREE YEARS

- Young people's visions about their lives over the next three years are mostly optimistic. However, relatively high proportion of young people is convinced that they will move abroad permanently within this time frame. Almost a half of young people from the Czech Republic (46%) are convinced that they will move abroad permanently in the near future. This is the highest proportion of the V4 countries. More than a third of young people from Hungary (37%) and almost one third of young people from Slovakia (29%) agree with this opinion ("strongly" or "somewhat"). At least, young people from Poland (19%) hold this idea. The idea of being able to pay the fees in the following three years seems to be at the same level.
- Similarly different are the responses to the questions about their own family: while two thirds (66%) of young people from Hungary believe that they will be able to start their own family as they wish; on the other hand, "only" 37% of young people from Poland share this belief. The results from the responses to the question whether in the following three years will live young people independently of their parents, are similar. The biggest pessimists are the respondents from Poland, while young people from the Czech Republic and Slovakia are mostly optimistic.

EVALUATION OF MORAL SUPPORT FROM VARIOUS PEOPLE AND GROUPS

- Young people between the ages of 15 and 24 feel the highest degree of support from their family, friends or partner. They are followed by a school or a workplace, where the respondent currently studies or works.
- Opinions differ in the case of support from the other people or groups. Significant differences are found in the support of the local community. While only 8% of the respondents in the Czech Republic reported a support from the local community, in Poland it was almost four times more people (34%). Support from the church is perceived similarly. While only 8% of the respondents in the Czech Republic reported a support from the church, in Poland it was 22% of young people;
- Moral support from a country, in which young people live, seems to be a separate topic. While 14% of young people in Poland reported a great support from the country, in the Czech Republic it was only 7% of respondents and in Slovakia and Hungary 8% of the respondents.

EVALUATION OF SELF INFLUENCE ON ONE'S LIFE

- Young people from the V4 countries agree that they have a great influence on their lifestyle, the way of spending their leisure time, as well as on their education. Young people feel to be also relatively strong in their ability to express their faith/religion; as well as their interests.

- On the other hand, the smallest influence is declared by young people in the case of the country and settlement. Specifically, no influence in the case of a domestic country is reported by 28% of the respondents from the Czech Republic, 17% from Slovakia, 15% from Hungary and 13% from Poland. No influence in the case of home town/village is reported by 15% of the respondents from the Czech Republic, 13% from Slovakia, 11% from Hungary and 7% from Poland.



EVALUATION OF SELF INFLUENCE ON SURROUNDING THINGS

- Differences in political culture in the countries are reflected in the responses to the question of the influence of various political institutions and areas on young people. Young people of all countries are “sceptic” on the issue of political influence. Most of them declare any or very little influence. However, the estimated influence differs from country to country.

- The greatest scepticism or the most significant feeling of powerlessness can be found among young Hungarians. In case of all monitored institutions, approximately three quarters of these respondents declared that they have “no influence”.



SOCIAL DISTANCE

- The highest rate of rejection is definitely expressed against drug addicted people. These people are on the first place on a notional, social distance scale in each of the V4 countries. However, Roma, political extremists and heavy drinkers are also at the “leading” places. While young people from Slovakia and the Czech Republic adopt almost the same attitude, the situation in Hungary and Poland is a little bit different. Muslims, emotionally unstable people, as well as people from the Arabic countries are rejected by more than a half of respondents.

Experience with Membership in Youth and Volunteer Organizations

MEMBERSHIP IN YOUTH ORGANIZATIONS

- Approximately one third of young people from the V4 countries have experience with being a member of youth organizations such as scouting, YMCA, pioneers, the Slovak Red Cross Youth, the Young Fire-Fighters Association and others. On the other hand, about two thirds of young people still do not have such experience.

EXPERIENCE WITH VOLUNTEERING

- Approximately every tenth young person in the age of 15-24 regularly takes part in volunteering activities. The highest rate of regular volunteering was recorded in Slovakia and the Czech Republic (11% each), followed by Hungary (10%) and Poland (6%).
- Almost 40% of young Czechs and 35% of young Slovaks have no experience with volunteering. This proportion is lower in the other V4 countries.

Use of Social Media by Youth

FREQUENCY OF USE OF SOCIAL MEDIA

- Young people from the V4 countries mostly spend their days on Facebook and YouTube. Web is also broadly used on a daily basis when searching for information and sending e-mails. Mass media behaviour of young people differs within various countries; there is a different frequency of Internet use or of the use of various social media.

- Facebook and YouTube: more than half of young people spend one or more hours a day on Facebook, the rest of young people reports lower frequency of daily use. On the other end of "use" are media such as Twitter, Snapchat or Instagram. At the same time, we can see different use of various social networks among the individual countries.

SOCIAL MEDIA USE

- Young people from all of the V4 countries reported to use social media mostly for chatting; following friends and hobbies. Other reasons are reported in significantly lower frequency.

SOURCES OF INFORMATION ABOUT POLITICS AND ACTIVITIES OF POLITICAL PARTIES

- The main source of information about politics and activities of political parties in the individual countries is for young people the social network and television. This is reported in each country of V4 by a half or more than a half of respondents. Similarly, however, such as with the frequency of use of social networks, there are differences among young people in the individual V4 countries.
- Interest for information about politics and about activities of political parties in one's own country is in the monitored four countries almost identical – it was given by 11% of young respondents from the Czech Republic and Hungary and 8% of young people from Slovakia and Poland.

TRUST IN INSTITUTIONS

- Difference in political culture of the monitored countries is reflected in the answers to the question about what rates of trust the young people have towards various political institutions and fields. Young people in all countries are very critical in the question of trust and differ among individual levels of country government as well as among individual institutions. The trust rate also differs from one country to the other.
- In case of local government, self-government dominates trust over distrust: for young Czech people as well as for Polish people it is identically 65%, somewhat lower is the trust of Slovak people (57%) and in case of Hungarian respondents is the trust on the edge with distrust (51% vs. 49%). Similarly, in case of county dominates trust over distrust in all countries – with the exception of Slovakia. Only approximately one third of the Slovak respondents reported their trust towards the county.
- Trust towards government, president as well as national parliament significantly varies in the individual countries. In particular, in Slovakia, only 59% of young people trust the president, while only approximately a fifth of young Slovak people (19% and 21%) trust the government and the parliament.
- In case of Poland, trust towards the president is identically high as distrust; however, “only” one third of respondents trust the government and even fewer young people trust the parliament (27%). Situation in the Czech Republic is different; here distrust prevails over trust. More precisely, 42% of young people trust the national president, 36% of respondents trust the parliament and only one third of young people (33%) trust the government.
- In case of young Hungarian people, trust towards these three highest institutions is the lowest, distrust dramatically prevails. Particularly, 24% of young people trust the government, 25% trust the parliament and 26% of young respondents trust the president.



OPINIONS ON FUNCTIONING OF THE STATE

- Young respondents were given for evaluation various statements related to functioning of the state, tolerance, freedom and environment. On one hand, young people are advocates of paternalistic responsibility of the state towards its citizens; on the other hand, they are not unified in the opinion on competences/competency of the state in the field of economics.
- Majority of young people in all four countries believes that “the state should guarantee work for everybody who wants to work”. The strongest belief was presented by young people from Slovakia, but the other countries are not holding back either. Young people also believe that “the state should take measures that will reduce the income inequality between people”.
- In the question of the state interfering with the economics the opinions vary, in the individual countries is the view of this issue different. Approximately a half of young people agree with the opinion that “the less the state interferes with the economics, the better”. In the Czech Republic and in Hungary more than one half of young people believe this statement, in Slovakia and in Poland it is somewhat less.

OPINIONS ON FREEDOM AND TOLERANCE

- Sympathies towards the strong hand of the state, which was mostly advocated by young Slovak people, was proven by young people also in other questions related to the understanding of freedom. For example, almost a half of young people in Slovakia agree with the opinion that “censorship of films, magazines, or the Internet is necessary to support moral standards in the society”. In the other three countries is the ratio of sympathisers rather lower.
- Despite the fact that the issue regarding the immigrants was not part of the survey, the negative opinions of the V4 countries citizens towards migration and migrants as such are also reflected by the young generation. With the opinion that “the immigrants should be free to live their own lives as they wish” agree 45% of young Poles, 37% of Slovaks, 34% of Czechs and “only” 28% of Hungarian people. In all four countries thus the disagreement exceeds the agreement.

OPINIONS ON ENVIRONMENTAL PROTECTION

- Young people are traditionally the supporters of the idea of environmental protection. This was proven also in the survey, where they stood on the side of protection of nature. In particular, for example with the opinion that “we do not need to preserve nature” agrees only approximately one tenth of young people of the V4. More specific approach that “according to me, there are much more important things than environmental protection” is shared by approximately a third of Slovak and Czech respondents (31% and 32% respectively) and by even more young Hungarians and Polish people (equally by 46%).

Political Participation

PARTICIPATION OF YOUNG PEOPLE ON VARIOUS PUBLIC ACTIVITIES

- In the survey, we have asked young people about various public/political activities they have participated in within last 12 months. As the most active in this connection within the four monitored countries proven to be young people from Poland and the Czech Republic. From the wide spectrum of activities dominate discussions and on-line activities.
- Regarding the discussions, these mostly take place in the tightest or the closest social environment, i.e. among friends, with parents or with a partner. These are reported less often in connection with the school environment.
- On-line space represents an obvious part for the implementation of activities related to political or broader social contents. Findings from other surveys also prove that the activities of young people in on-line environment are of rather a passive form. These are activities such as re-sending (sending) of on-line links, articles, music, videos, etc., which relate to social or political topics (32% of Polish and 31% of Czech people).
- Approximately a quarter of young people in the V4 countries in the last 12 months were involved in volunteering or volunteering activities. For example, among Hungarians 29% of young people reported being involved in the volunteering activity within last year and similarly it applies to Poles (28%). Among Slovak and Czech people, volunteering was reported by 24% and 23% of young people respectively.

INITIATORS OF EN- GAGING IN PUBLIC ACTIVITIES

- The survey clearly shows that young people in the age of 15 – 24 most often decide by themselves which activity to take part in. Two thirds of young people in Poland and in the Czech Republic reported that participation in various surveyed activities is mainly from their own initiative. Responses of young Hungarians show that the ratio there is even higher and represents three quarters of respondents, while in Slovakia it is somewhat more than half of respondents.

OPINIONS OF YOUNG PEOPLE ON POLITICS AND CIVIL INVOLVEMENT

- Attitudes of young people towards politics, participation in politics were researched within the survey also through measuring of the rate of consent with various statements related to elections and life of youth. Disappointment with politics, heavily widespread among the population of the central European countries, is also shared by young people. It is clearly reflected in the support of the statements like “the politicians don’t really care about us” and “the politics needs new faces, new leaders”; this was reported in all 4 countries at the level of approximately 80%.

OPINIONS OF YOUNG PEOPLE ON ELECTIONS

- More than three quarters of young people in Poland (78%) agree with the opinion (strongly or somewhat agree) that “participation in parliamentary elections is a duty of a citizen”. In Slovakia with this opinion agree 71% of respondents, compared to the Czech Republic with 62% and Hungary with 60%.
- Pro-participative approach that “the election is a chance of demonstration of our interest” is supported by majority of young people in Poland and in Slovakia (78% and 73% respectively), less respondents sympathise with this statement in Hungary (63%) and in the Czech Republic (58%).

OPINIONS ON YOUTH, YOUTH OR- GANISATIONS AND UNDERSTANDING OF OWN INFLUENCE

- Approximately one quarter of young people agrees with the opinion that “the problems of youth are different from the problems of other generations”. Approximately the same number of young respondents share the view that “what affects my life is, above all, the local community I live in”.
- Only approximately two thirds to one half of young people understand how the society and policy works. Majority of young people, however, “believe that democracy is the best political system for my country”. This is believed by 79% of Czech, 73% of Polish, 70% of Slovak and 69% of young Hungarian respondents.

Methodology

The survey results are part of a wider project called Political Participation of Youth in V4 Countries. The project is funded by the International Visegrad Fund.

A public opinion poll was conducted in four countries of the V4 in the:

- region of Slovakia: the survey sample size N=714 respondents, over the period of 3.-16. July 2017;
- region of Czechia: the survey sample size N=734 respondents, over the period of 3.-16. July 2017;
- region of Hungary: the survey sample size N=702 respondents, over the period of 4.-17. July 2017;
- region of Poland: the survey sample size N=708 respondents, over the period of 4.-17. July 2017.

Survey methodology: online panel (*which means that the same questionnaire in an e-form was independently filled by representative respondents, who are repeatedly involved in public opinion polls regarding identical or similar issues*).

The survey was conducted in each of the four countries on a population in the age group of 15 – 24 years, in terms of:

- sex (men/women),
- age (15-19 years old/ 20-24 years old),
- the size of residence (over 5 thousand inhabitants/under 5 thousand inhabitants),
- region (regional breakdown of countries according to the rules of the NUTS III).

The survey was provided in each of these countries by a professional agency dealing with public opinion polls. The collection of data in Slovakia was coordinated by the agency FOCUS s.r.o.

The questionnaire was elaborated and approved by representatives of partners involved in the Project.

Respondents Profile

The following charts display basic information about the survey sample in each country.

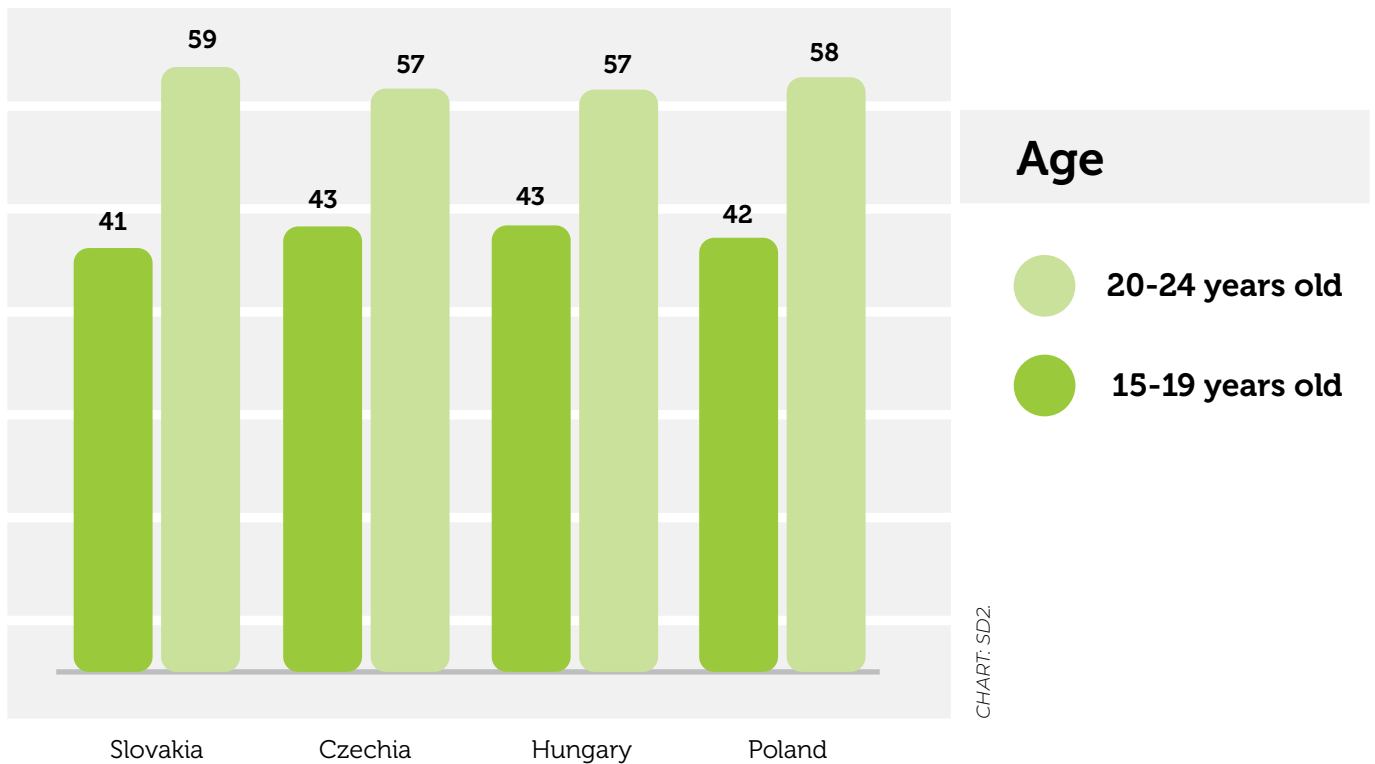
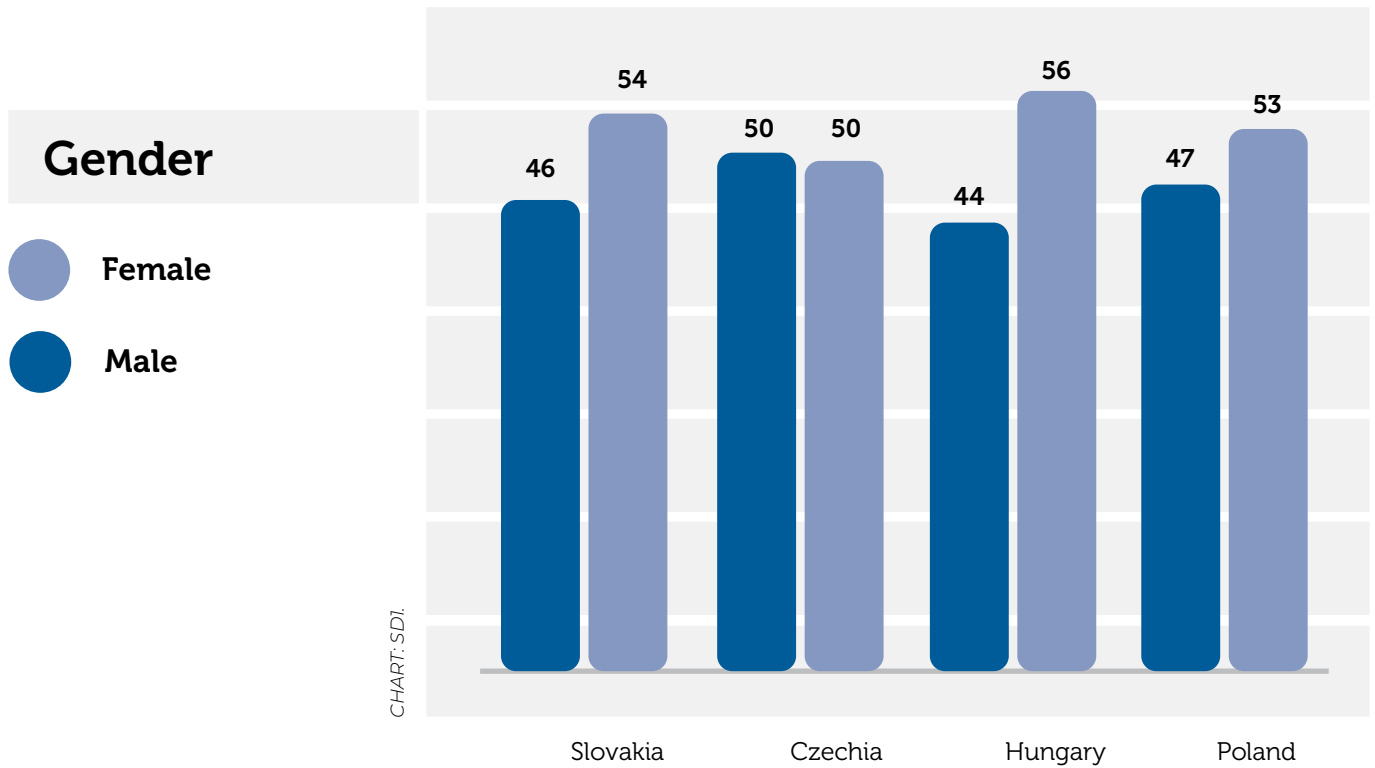
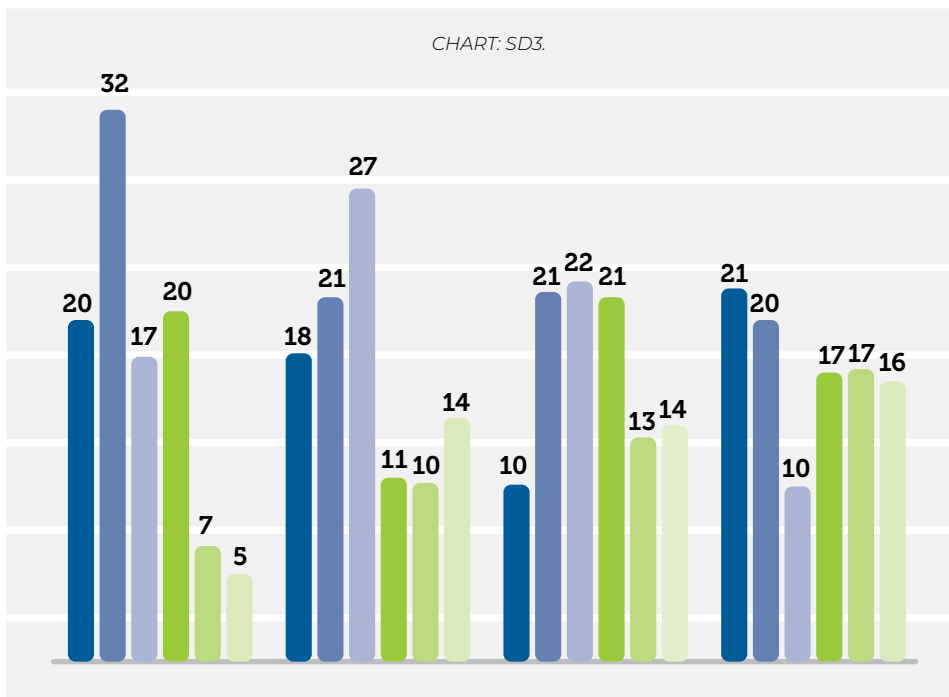


CHART: SD3.

You live in the residence ...

- 500,000 inhabitants and more
- 100,000 - 499,999 inhabitants
- 20,000 - 99,999 inhabitants
- 5,000 to 19,999 inhabitants
- 1,000 - 4,999 inhabitants
- to 1,000 inhabitants



Slovakia

Czechia

Hungary

Poland

Region of SLOVAKIA

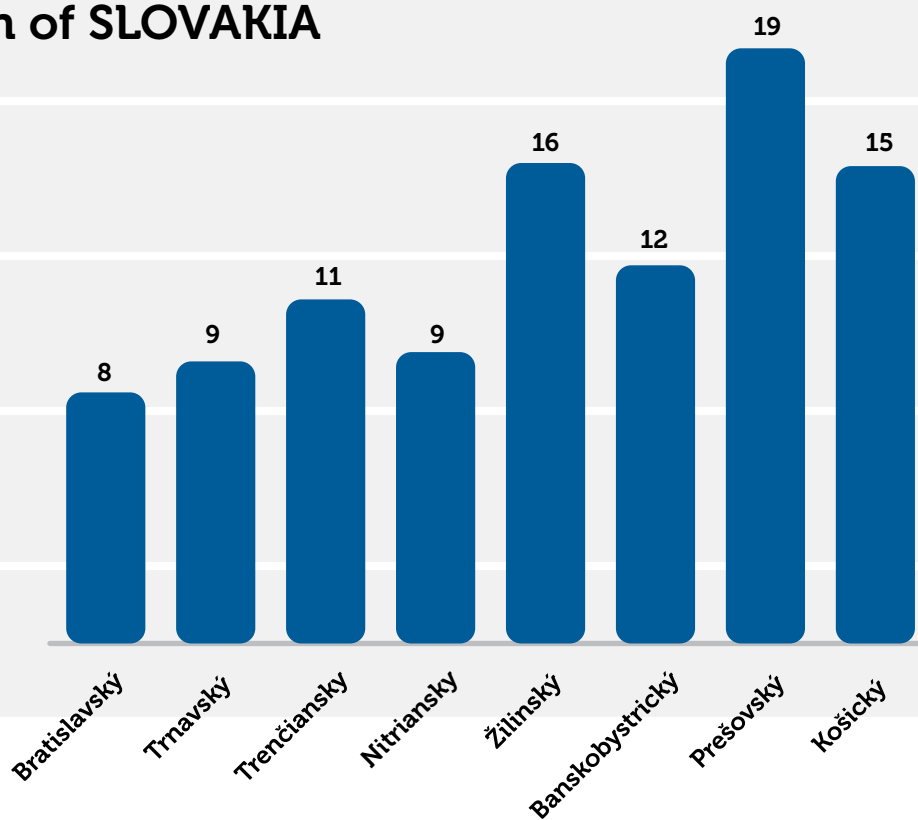
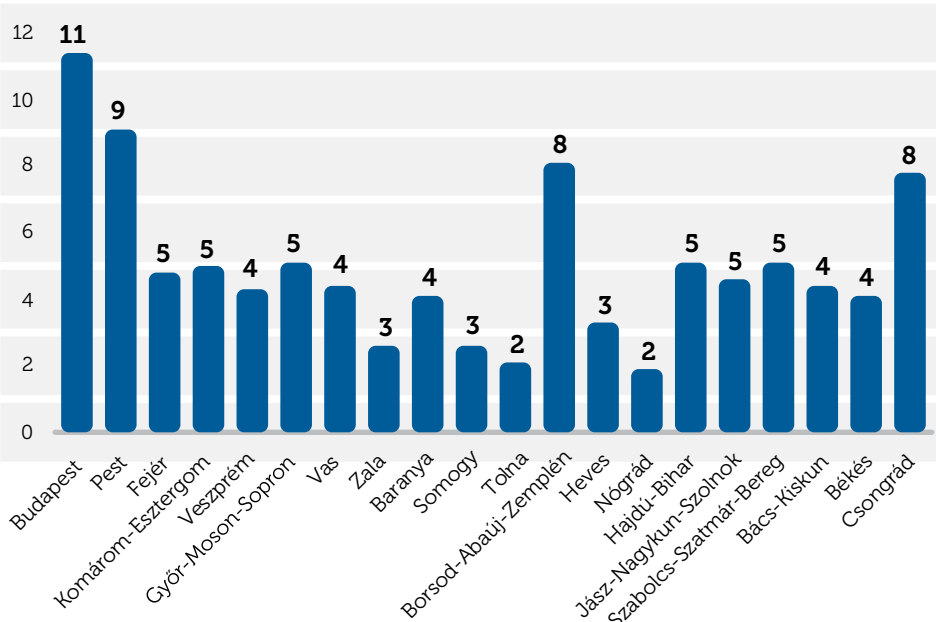
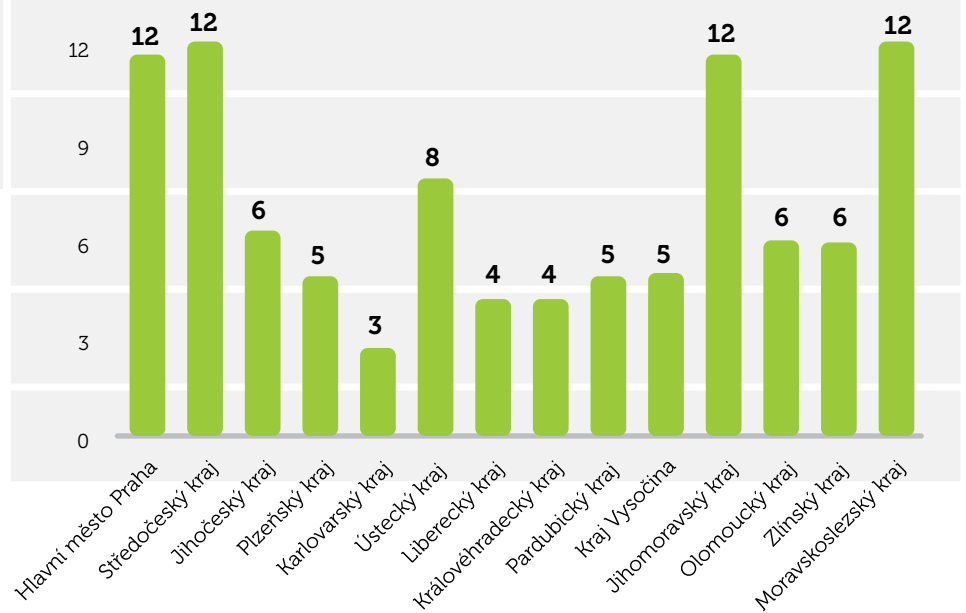


CHART: SD4A.

Region of CZECHIA

CHART: SD4B.

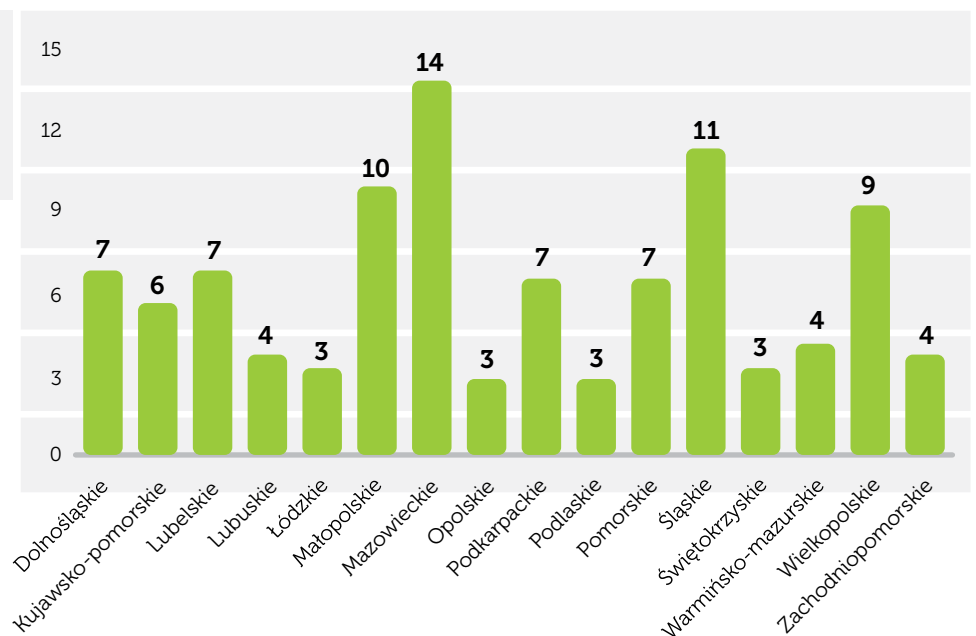


Region of HUNGARY

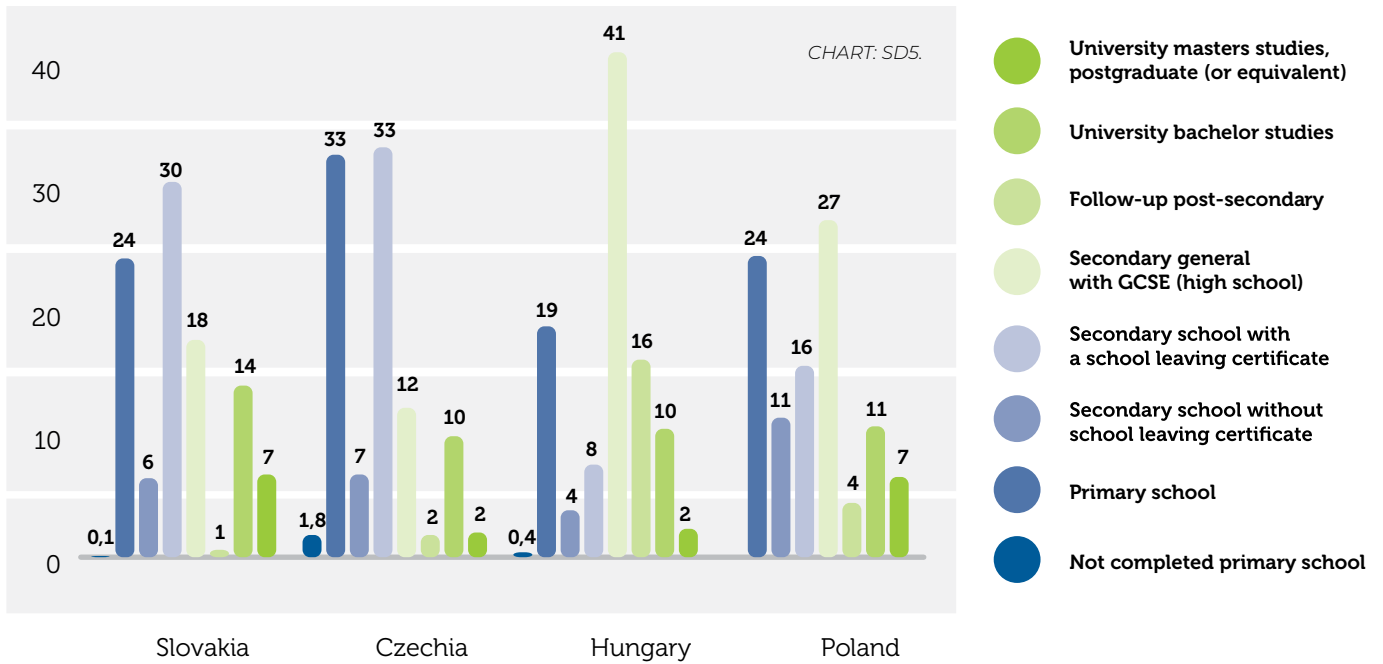
CHART: SD4C.

Region of POLAND

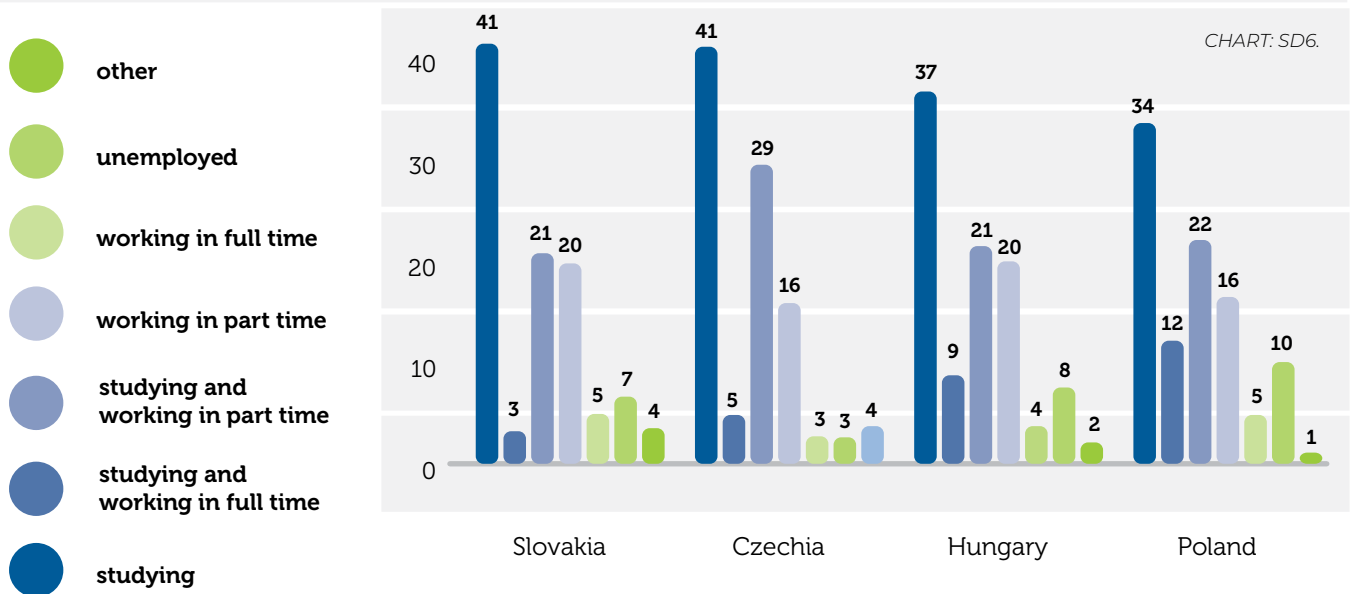
CHART: SD4D.



What is the highest level of school you have completed?

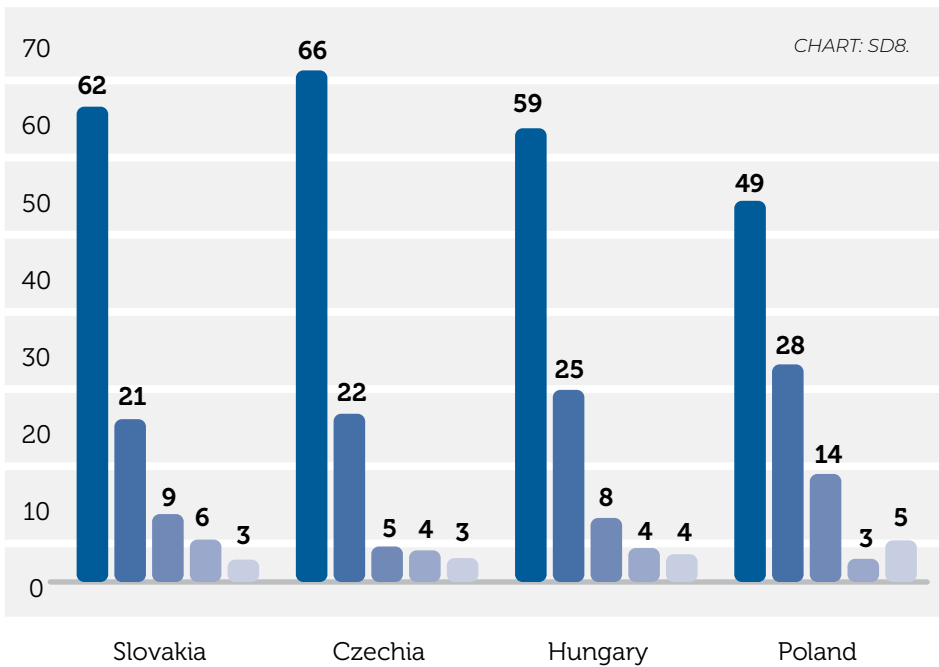
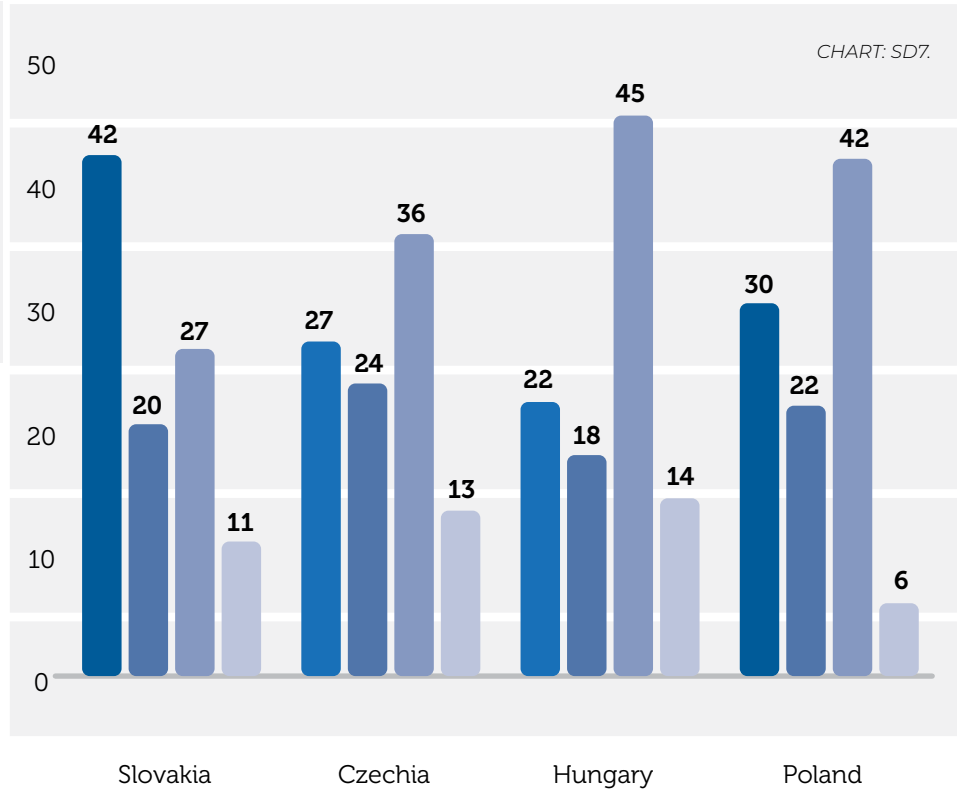


What best describes your current employment situation?



In what type of residence do you spend most of the time during the year?

- in a capital city
- in a city
- in a small town
- in a village

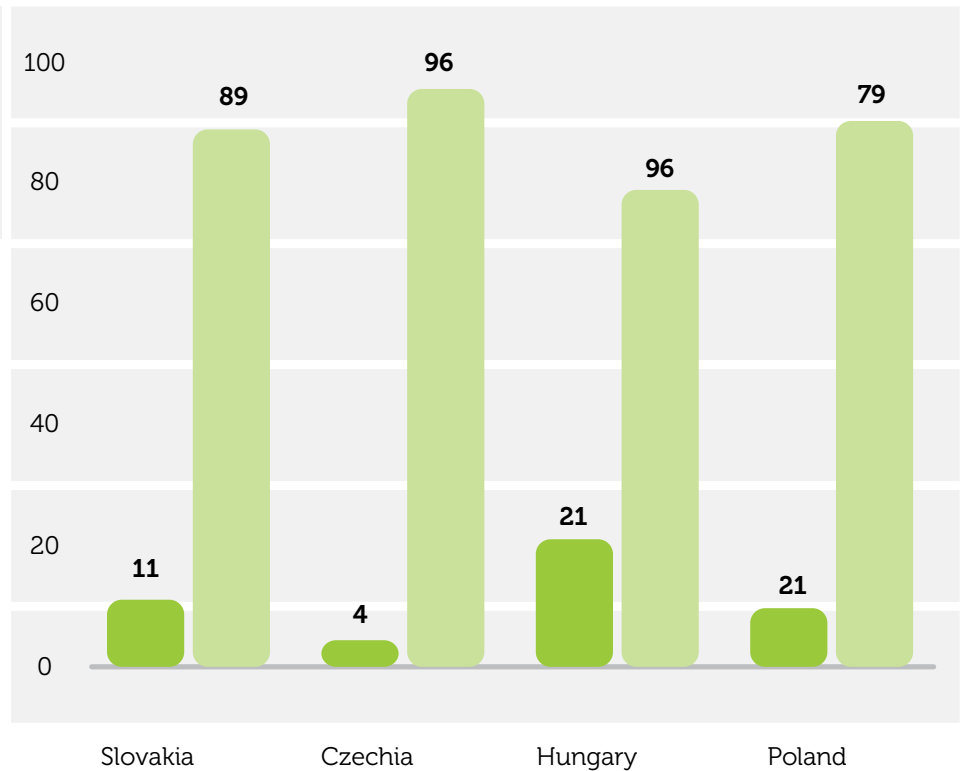


Most of the time during the year you live with...

- alone
- with someone else
- friends
- partner (s)
- parents

Do you attend or have you attended church school?

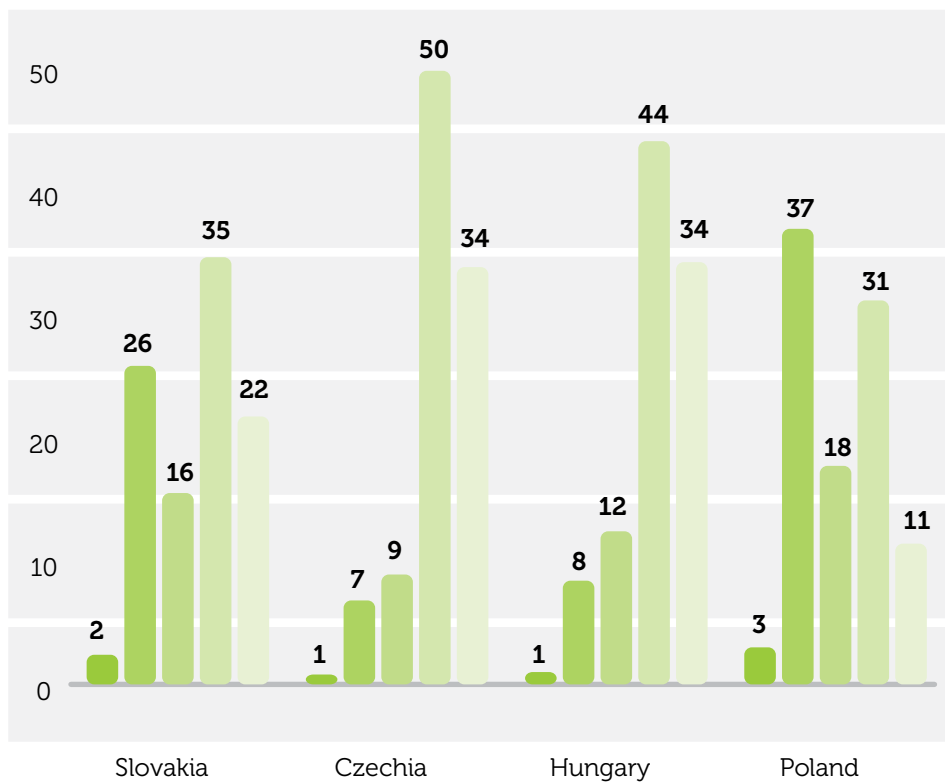
- no
- yes



How often do you attend religious services?

- never
- only exceptionally (funerals, weddings, etc.)
- only during the feast
- at least once per week
- every day or almost every day

CHART: SDIO.



1. Self-Reflection of Young People

EVALUATION OF THE EXPERIENCE OF LIVING ABROAD

Slovaks travel abroad most often: Out of the four V4 countries, young people from Slovakia have the most experience with living abroad on long-term basis (more than three months). This was reported by 40% of the respondents from this country, followed by young people from Hungary (34%), Poland (28%) and from the Czech Republic (24%).

Experience of living abroad is mostly sought out by men in the age group of 20-24 years and people with higher level of education.

In Slovakia, experience with living abroad for longer than three months is more frequent for men, university graduates, young working people, respondents living in cities, as well as young people who are or have been members of a youth organization and those who have volunteered in the past or are still involved in volunteering.

In the Czech Republic, the situation is similar: long-term experiences of living abroad have more frequently young people in the age of 20-24, young people with university education and working young people who have been members of a youth organization in the past or those who have volunteered in the past or are still involved in volunteering.

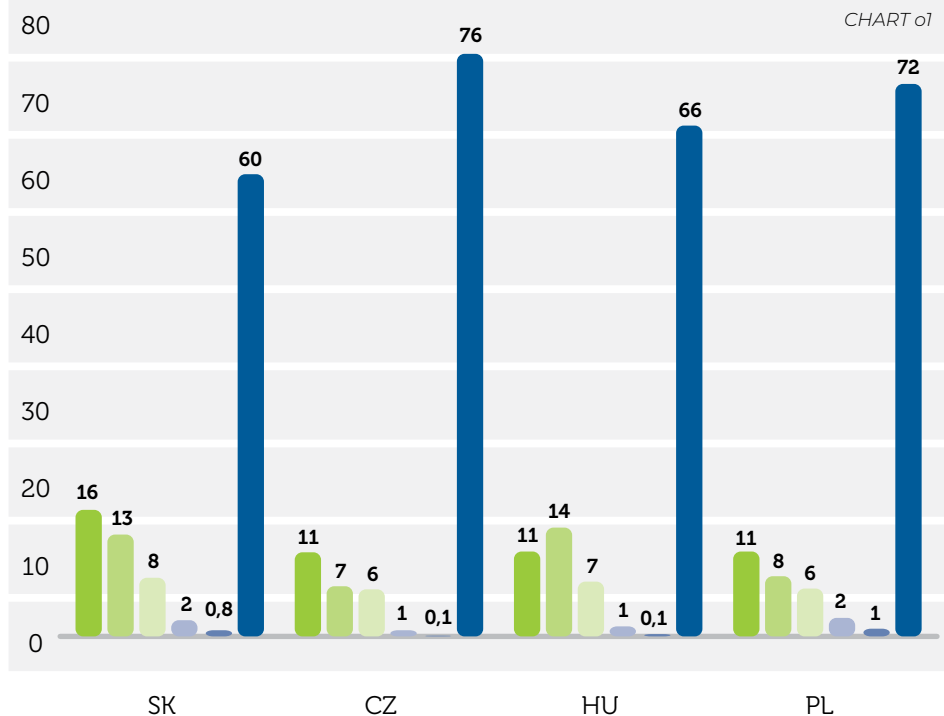
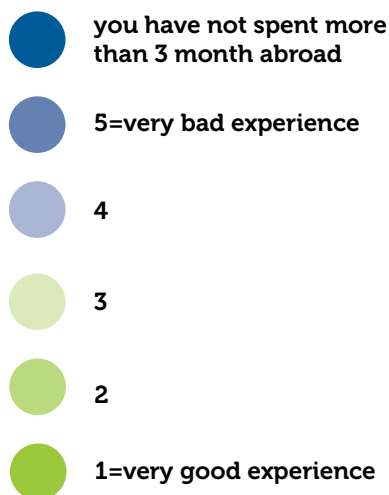
In Hungary, a long-term living abroad is more often reported by young men in the age group of 20-24 years, university graduates, working young people, young people who have been members of a youth organization and also young exceptional volunteers.

In Poland, experience of living abroad is more common among men and young people in the age of 20-24 years, as well as young people who are members of youth organizations.

Positive experience of living abroad: Most young people with the experience of living abroad rate this experience positively. On the five-tier grading scale, where a grade 1 stood for "a very good experience" and, on the other hand, a grade 5 stood for "a very bad experience", the average grades attributed to this experience were given as follow: the Czech Republic 1,89; Slovakia 1,95; Hungary 1,99 and Poland 2,10 (the average was calculated only from respondents who have experience with living abroad).

Have you spent more than 3 months abroad?

If so, would you rate your overall experience?



VISIONS OF YOUNG PEOPLE ABOUT THEIR LIFE IN THE NEXT THREE YEARS

A relatively high number of young people estimate that they will move abroad permanently in the near future: Experience with a long-term living abroad does not fully reflect the estimate of young people of how their lives are going to develop in the next three years. For example, almost a half of young people from the Czech Republic (46%) are convinced that they will move abroad permanently in the near future. This is the highest percentage of the V4 countries. More than a third of young people from Hungary (37%) and almost one third of young people from Slovakia (29%) agree with this opinion (“strongly agree” or “somewhat agree”). In last place is Poland, where the lowest number of young people (19%) holds this idea. These are very high figures, even after deducting those who “somewhat agree” with this idea. In the Czech Republic, 15% of the respondents hold the idea (or “strongly” agreed) to move abroad permanently, 11% in Hungary, 10% of the respondents in Slovakia and 6% in Poland.

In Slovakia, moving abroad permanently is mostly reported by young men, working young people and also young people with experience of a long-term living abroad. In the Czech Republic, moving abroad is more often reported by young people living in settlements with over 5 thousand inhabitants, particularly town citizens, citizens of the capital city, young working students, as well as young people who have volunteered in the past.

In Hungary, as well as in Poland, moving abroad permanently in the next 3 years is mostly reported by young people who have a long-term experience of living abroad.

Young people are convinced that they will have a stable job in the near future and will be able to pay their bills:

Young people from Poland have completely different ideas about the following three years of their lives than the others. For example, three quarters of Hungarian respondents (75%) are convinced that they will have a stable job and a similarly high percentage of young people in Slovakia (71%) and the Czech Republic (66%) share this view. On the other hand, in Poland, it is only about a half of young people (47%) who believe that they will find a stable job.

The idea of job security, as well as a financial income, also reflects the idea of whether the young people will be able to pay their bills in the following three years. While almost three quarters of young people from Hungary (76%), Slovakia (75%) and the Czech Republic (74%) share this belief, young people from Poland do not share this belief so much.

A stable job in the following three years in Slovakia is more likely to be attained by young university graduates in the age of 20-24, currently working young people, young people living with a partner, as well as young people who have been members of a youth organization and those who have volunteered in the past. The ability of young people to pay their bills is more often reported by young university graduates in the age group of 20-24 years, young working students, young people living with a partner, as well as young people with the experience of being members of youth organizations and those who have volunteered in the past.

In the Czech Republic, the situation is almost the same. A stable job in the following three years is more likely to be attained by young people in the age group of 20-24 years, young people with a higher level of education, currently working young people, young people living with a partner, as well as young people with a long-term experience of living abroad. The ability to pay their bills is again more often reported by young people in the age group of 20-24 years, young people with a higher education, currently working young people, young people living with a partner, as well as young people with a long-term experience of living abroad and those who are regularly involved in volunteering.

In neighbouring Hungary, a stable job is more likely to be attained by working young people and young people living with a partner. Young people report the ability to pay their bills in the age group of 20-24 years, young people living in settlements with over 5 thousand inhabitants and also those living with a partner.

In Poland, a stable job or employment in the nearest future is again more likely to be attained by young people in the age group of 20-24 years, as well as young people with university education, young people living in settlements with over 5 thousand inhabitants, young working students, young people living with a partner, young people with a long-term experience of living abroad and those who have volunteered in the past. The ability to pay the bills is again more often reported by young people in the age group of 20-24 years, young people with a higher education, young working students, currently working young people, young people living with a partner, young people living in settlements with over 5 thousand inhabitants, as well as young people with a long-term experience of living abroad and those who have volunteered in the past.

Young people also believe that in the nearest future, they will be able to start their own family, and will live independently of their parents:

Similarly various are the responses to questions about their own family: while two thirds (66%) of young people from Hungary believe that they will be able to start their own family as they wish; on the other hand, "only" 37% of young people from Poland share this belief. For comparison, 63% of the respondents from Slovakia and 58% of the respondents from the Czech Republic share this belief. The results of responses to the question, whether in the following three years young people will live independently of their parents, are similar. The highest proportion of young people who agree with this statement is from Hungary (74%), the Czech Republic (73%) and also from Slovakia (64%). The greatest pessimists are again respondents from Poland (40%).

In comparison, young people live currently mostly with their parents. They have admitted that they spend most of the year with their parents – in the Czech Republic it is about two thirds of young people (66%); 62% in Slovakia, 59% in Hungary and 49% in Poland. Next are partners (28% in Poland, 25% in Hungary, 22% in the Czech Republic and 21% in Slovakia), other people, such as friends (the highest proportion – 14% in Poland) or someone else (the highest proportion – 6% in Slovakia). Living alone is also reported by few young people in Poland (5%), Hungary (4%), the Czech Republic (3%) and Slovakia (3%).

Starting a family in the nearest future in Slovakia is more likely to be attained by young women, young people in the age of 20-24 years, young people with a higher level of education (i.e. high school graduates and university graduates), young working people, young people living with a partner, young people living in settlements with over 5 thousand inhabitants, as well as young people with a long-term experience of living abroad and those who have volunteered in the past. Living independently from parents is more likely to be attained by young women, young people in the age group of 20-24, young people with a higher level of education (i.e. high school graduates and university graduates), young working people, young people living with a partner, young people living in settlements with over 5 thousand inhabitants, as well as young people with a long-term experience of living abroad and those who have volunteered in the past.

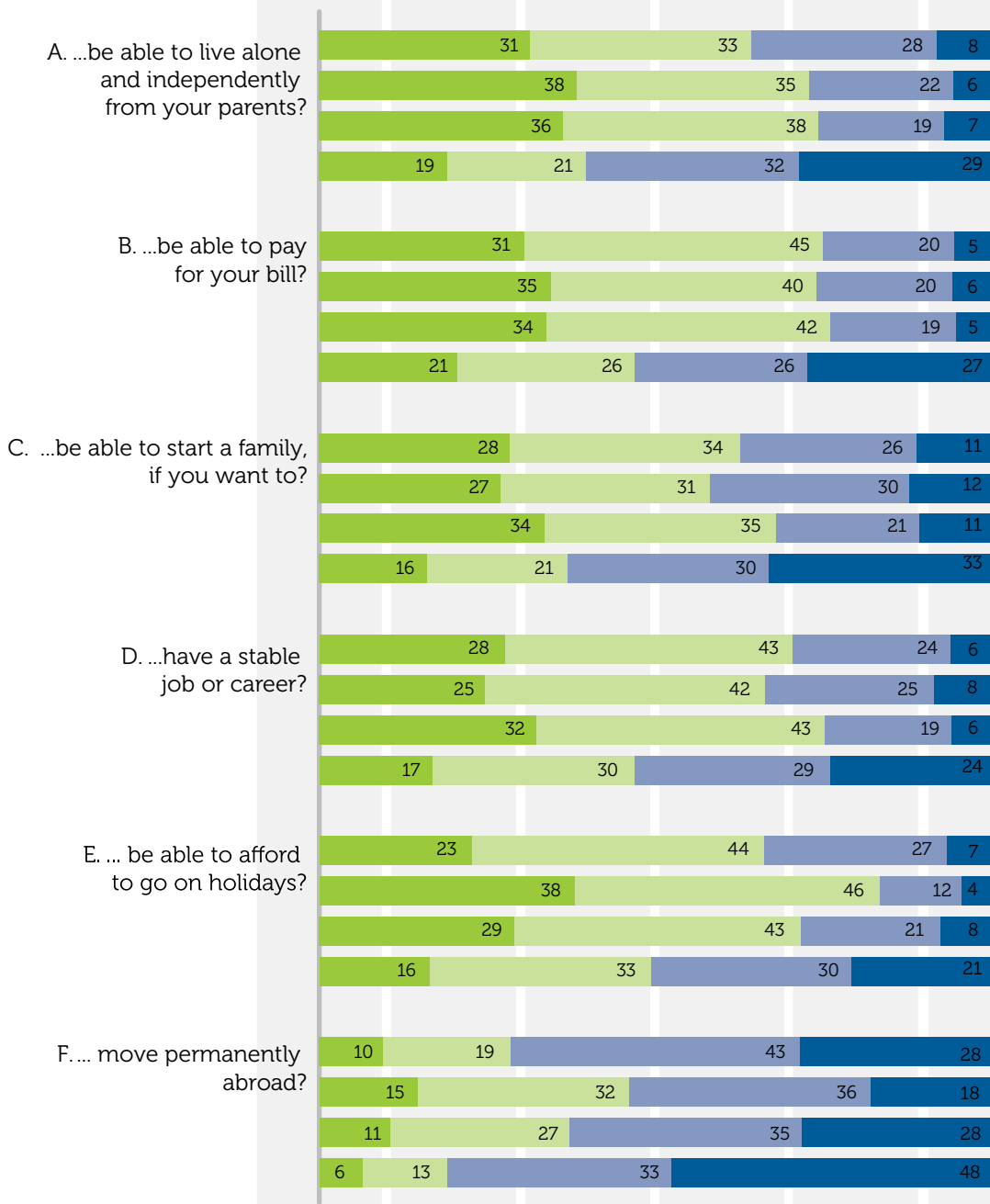
In the Czech Republic, the situation is almost the same. Starting a family is more likely to be attained by young women, young people in the age group of 20-24 years, young people with completed higher level of education and university education, young working people, young people living with a partner, young people living in settlements with over 5 thousand inhabitants, as well as young people with a long-term experience of living abroad.

In neighbouring Hungary, starting a family is more likely to be attained by young working people and young people living with a partner. Living independently of parents is reported by young people in the age group of 20-24 years, young working students and young people living with a partner.

In Poland, starting a family in the nearest future is again more likely to be attained by women, as well as young people in the age group of 20-24 years, young people living in settlements with over 5 thousand inhabitants, young people living with a partner and young people who volunteered in the past. In Poland, as well as in Slovakia and Czech Republic, living independently is more likely to be attained by young women, young people in the age of 20-24 years, young people with a higher level of education, working young people, young people living with a partner, young people living in settlements with over 5 thousand inhabitants and young people who volunteered in the past.

Do you think that in the next 3 years, you will ...?*

CHART 015



* Note: In the charts, there are for individual statements the opinions of the respondents sorted separately for each country: first Slovakia, then the Czech Republic, Hungary and Poland.

EVALUATION OF MORAL SUPPORT FROM VARIOUS PEOPLE AND GROUPS

Young people between the age of 15 and 24 feel the highest degree of support from their family, friends or a partner. Young people from the four V4 countries agree that they feel the highest level of support ("strong" or "quite a lot of" support) from their family. This was reported by 75% of the respondents from the Czech Republic, 75% from Slovakia, as well as 72% of the respondents from Hungary and 69% of the respondents from Poland. In the second place in the rank of moral support are **friends** – 65% in Poland, 65% in Slovakia, 62% in the Czech Republic and 60% in Hungary. The third biggest support is **a partner** (54% in Hungary, 52% in Poland, 51% in Slovakia and 47% in the Czech Republic). They are followed by **a school or a workplace**, where the respondent currently studies or works (32 % in Hungary, 26% in Slovakia, 25% in Poland and 23% in the Czech Republic). Opinions differ in the case of support from other people or groups. Interesting is the comparison of support from their own Facebook community or another community on social media. A high level of support is reported in case of young people from Poland (23%), while in the Czech Republic and Slovakia it is up to 15%.

There are also different kinds of support from:

- › the local community: while only 8% of the respondents in the Czech Republic reported support from the local community, in Poland it was over four times more young people (34%);
- › the church: while only 8% of the respondents in the Czech Republic reported support from the church, in Poland it was 22% of young people;
- › the country: while 14% of young people in Poland reported great support from the country, in the Czech Republic it was only 7% of respondents and in Slovakia 8% of the respondents.

Support from the youth organization, the respondent is a member of, is reported almost on the same level: "strong" or "quite a lot of" support is reported in the range from 12% to 14%, "moderate" support in the range from 11% to 19%, "very little" support in the range from 5% to 9% and "no" support in the range from 5% to 11% (the rest includes answers "not applicable, is not a member").

Among young people, a big support ("strong" or "quite a lot of") is reported more often in case of:

- family, by young working students, young people living in the Bratislava region and young people living with their parents;
- partner, by young women, young people in the age of 20-24, young people with university education, working young people and young people living with a partner;
- the youth organization, by young people in the age of 15-19, young people with a long-term experience of living abroad, members of youth organizations and those who are regularly involved in volunteering;
- school, by young people with completed university education, people with a long-term experience of living abroad, members of youth organizations and those who are regularly or exceptionally involved in volunteering;
- church, by young people living in settlements with under 5 thousand inhabitants, members of youth organizations, as well as young people who are regularly involved in volunteering.

Young people from the Czech Republic have demonstrated more relevant connections in case of greater support from a partner – reported mostly by women, young people with a higher level of education, young working students, young people living with a partner and young people with a long-term experience of living abroad. Greater support from youth organizations is reported by young people from the Czech Republic, who are or have been members of an organization and young people who are regularly involved in volunteering. Greater support from school is reported more often by men, young people in the age group of 20-24, university graduates, young working students, young people with a long-term experience of living abroad, young people who are or have been members of the youth organization and those who are regularly involved in volunteering. Members of youth organizations, as well as young people, who are regularly involved in volunteering in the Czech Republic, reported greater support from family, church and also their local community.

In Hungary, support from friends is reported more by young people with completed university education, as well as by young people who are regularly or exceptionally involved in volunteering. As in other countries, support from a partner is more often reported by women, young people in the age of 20-24, university graduates and young people working and those living with a partner. Support from youth organizations is more often reported among young working students from Hungary, young people with a long-term experience of living abroad and those who are members of youth organizations and regularly involved in volunteering. In Hungary, a higher support from school is reported by young people in the age group of 15-19, members of youth organizations and young people who are regularly or exceptionally involved in volunteering. Finally, support from the church is more often reported by young men, young people with a long-term experience of living abroad, a current or former members of youth organizations, as well as young people, who are regularly involved in volunteering.

In Poland, support from friends is more often reported by young working students and those who are regularly or exceptionally involved in volunteering. As in the other V4 countries, a greater support from a partner is reported by women, young people with a higher level of education, people living in settlements with over 5 thousand inhabitants, young working students, people living with a partner and those who are members of youth organizations. Support from a youth organization is mostly reported by men, young people with a long-term experience of living abroad, people, who are members of youth organizations and regularly or exceptionally involved in volunteering. Support from the school is also more likely reported by men, young people with high school education without graduation, members of youth organizations and young people who are regularly or exceptionally involved in volunteering.

If you should assess your overall situation, how much moral support do you get from the following people and groups?

- not applicable
- no support
- very little support
- moderate support
- quite a lot of support
- strong support

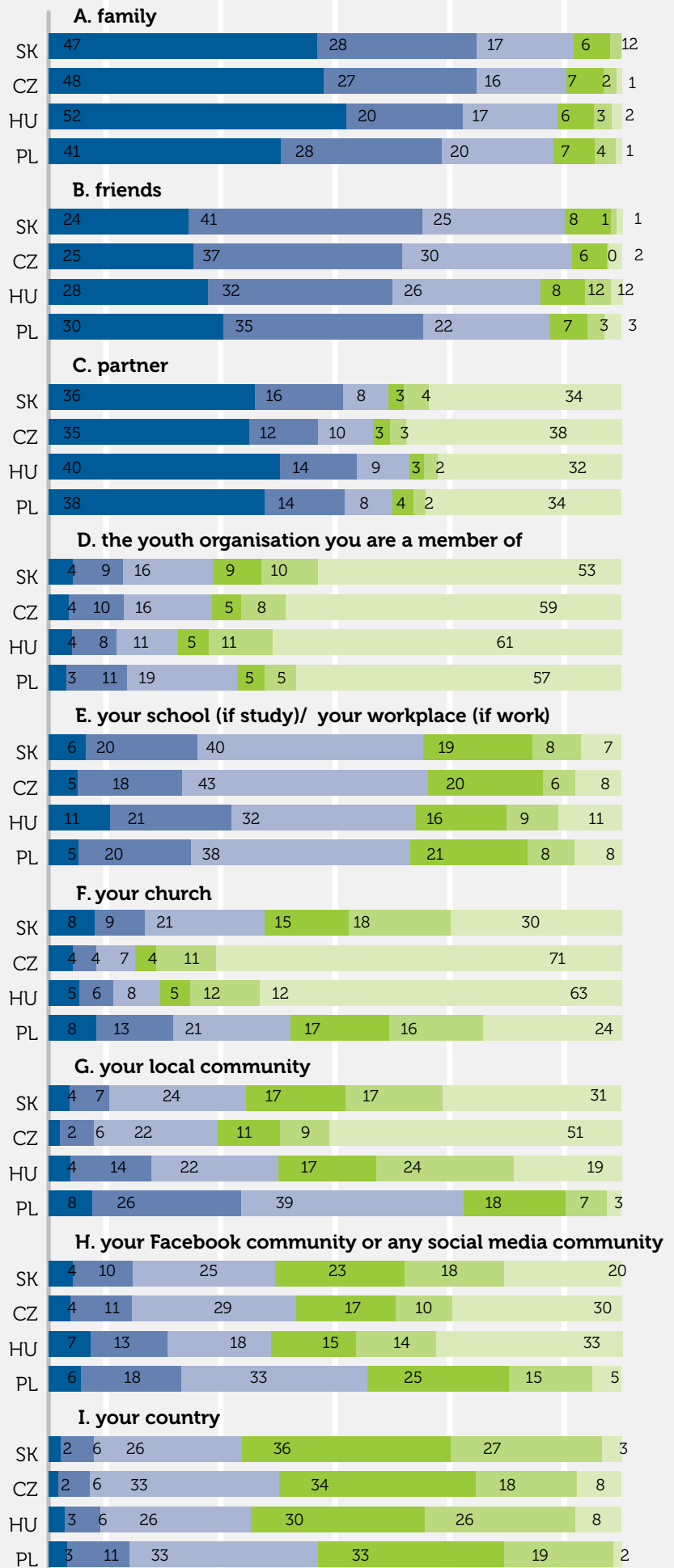


CHART 013

EVALUATION OF SELF INFLUENCE ON ONE'S LIFE

Young people from the V4 countries agree that they have a great influence on their lifestyle, the way they spend their leisure time, as well as on their education. According to their own estimation, young people have a great influence ("strong" or "quite a large" influence) on their lifestyle, which is reported by 81% of young people in Poland, 80% in the Czech Republic, 78% in Slovakia and 77% in Hungary. A similarly high level of influence is also reported for leisure time activities: 82% in Hungary, 80% in Poland and in the Czech Republic and 74% in Slovakia. The influence on self-education is also high: 77% in Poland, 73% in the Czech Republic, 70% in Slovakia and 66% in Hungary.

Young people feel to be relatively strong in their ability to express their faith/religion; as well as their interests. More precisely, the ability to express their faith/religion is declared by young people from Poland (75%) and Hungary (70%). Young people from the Czech Republic (74%) and Poland (73%) are the most self-confident in expressing their interests.

Approximately at the same level is the evaluation of the influence on their future career – in this case, young people declare their great influence within the range of 60% (Poland) to 64% (Slovakia).

Approximately half of young people from the V4 countries have a great influence on their study or working conditions (48% in Poland, 50% in Slovakia, 51% in the Czech Republic and 54% in Hungary).

However, the influence on their own housing is perceived differently. Specifically, 58% of the respondents from Poland and 45% of the respondents from the Czech Republic declared a great influence on the person they live with. The influence on the type of accommodation, in which the respondent is currently living, is similar: a great influence is declared by 56% of the respondents from Poland and 42% of the respondents from the Czech Republic.

On the other hand, the smallest influence is declared by young people in the case of the country and settlement. More precisely, any influence in case of domestic country is reported by 28% of the respondents from the Czech Republic, 17% from Slovakia, 15% from Hungary and 13% from Poland. Any influence in case of home town/village is reported by 15% of the respondents from the Czech Republic, 13% from Slovakia, 11% from Hungary and 7% from Poland.

How much of influence do you think you have on the following institutions and in the following areas?

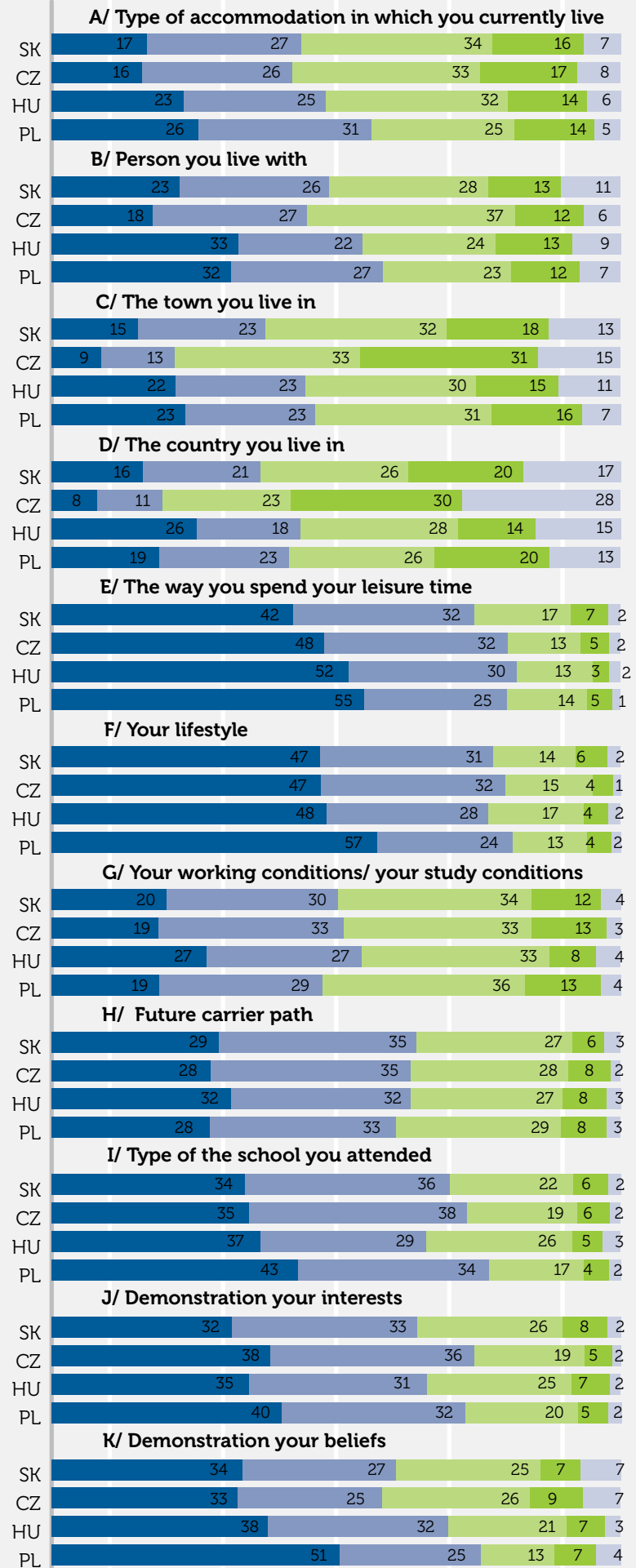


CHART 012

EVALUATION OF SELF INFLUENCE ON SURROUNDING OBJECTS

Differences in political culture in the V4 countries are reflected in the responses to the question on the influence of various political institutions and areas on young people. Young people of all countries are "sceptic" in the issue of political influence. Most of them do not declare any or very little influence. However, the estimated influence differs from country to country.

Local government does not have any influence on more than half of young people from Hungary (57%), as well as a quarter of the respondents from the Czech Republic and Slovakia (25% each) or 16% of the respondents from Poland. On the other hand, a great impact (strong or quite a large influence) is reported by 19% of the respondents from Poland, 14% from Slovakia, 13% from the Czech Republic, but only 5% from Hungary.

In the case of the **county**, as the second level of the public administration, no influence is declared by the half of young people from Hungary, about a third of the respondents from the Czech Republic (40%), Slovakia (39%) and Poland (32%).

The situation is quite different in case of estimated influence on the government, the president and the parliament. Mostly young people from Hungary are without the influence, on the other hand, a lower rate is declared by respondents from the Czech Republic and Slovakia. Respondents from Poland declare relatively the highest level of influence.

Specifically, no influence on **government** is declared by 73% of the respondents from Hungary, while there are "only" 51% of the respondents from Poland, 45% from the Czech Republic and 43% from Slovakia. On the other hand, a huge influence (strong influence or quite a large influence) is reported by 20% of young people from Slovakia, 11% from Poland and 9% from the Czech Republic. In the case of Hungary, it is only 3% of the respondents.

"No influence" on the **president of the country** is again declared by young people from Hungary, of which up to 80% declare no influence on this important institution. Respondents from Poland (51%), the Czech Republic (50%) and Slovakia (40%) follow with a great distance. On the other hand – a strong influence on the president of the country is declared by 15% of the respondents from Slovakia, 10% from Poland and 9% from the Czech Republic. In the case of Hungary, it is only 2% of the respondents.

The influence on the **parliament of the country** is almost identical to the influence on the president of each country: no influence is declared by three quarters of the respondents from Hungary (75%), half of the respondents from Poland (50%), as well as 45% of Czechs and 41% of Slovaks. On the other hand, a strong influence is declared by 17% of the respondents from Slovakia, 10% from Poland and 8% from the Czech Republic. In the case of Hungary, it is only 3% of the respondents.

Declared influence on domestic **political parties**, non-governmental organizations, civic or youth political activities and student political activities, is slightly higher than with the previous three institutions. However, the lowest influence (very little influence or no influence) is declared by young people from Hungary. For example, no influence on political parties is declared by 69% of young Hungarians, 48% of the respondents from Poland, 44% from the Czech Republic and 41% from Slovakia.

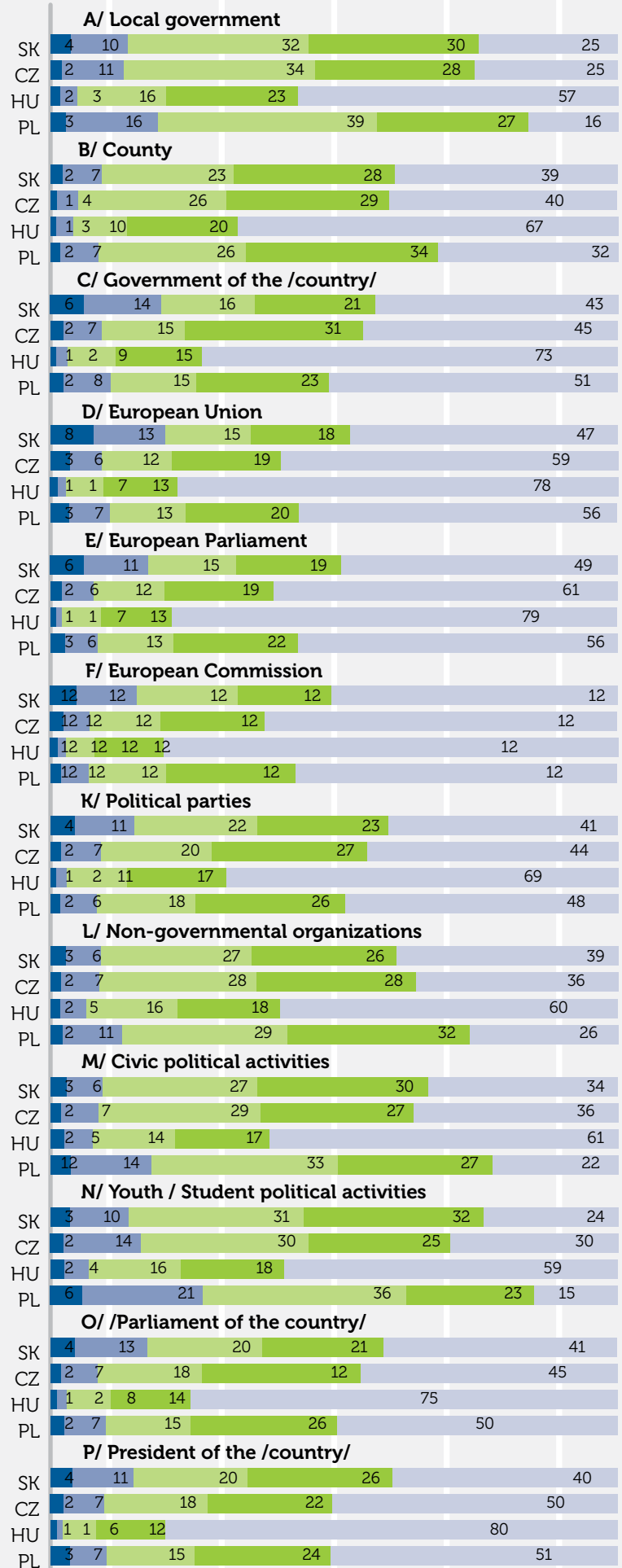
In the case of civic political activities up to 61% of Hungarians declare no influence but, on the other hand, there are considerably less young people from the Czech Republic (36%), Slovakia (34%) and Poland (22%). **Non-governmental organizations** are at the same level – no influence is declared again by the respondents from Hungary (up to 60%), not so much by Slovaks (39%), Czechs (36%) and Poles (26%). **Youth and student political activities** are relatively better in case of the influence, since no influence is declared by 59% of the respondents from Hungary, 30% of Czechs, 24% of Slovaks and 15% of Poles.

Three investigated European institutions – the European Commission, the European Parliament and the European Union – are almost on the same level in terms of declared influence. While three quarters and more of young people from Hungary declare no influence on all of these European institutions, there are much fewer young people from the other three countries.

On the other hand, young people from Slovakia feel a strong influence on these institutions (20% in the case of the EU, 1% in the case of the EP and 15% in the case of the EC). For comparison, in case of Poles we are talking about 11%, 8% and 7%; in the case of young Czechs it is only 9%, 8% and 7% respectively. Young people from Hungary declare a strong influence only in a ratio of 3% (the EU), 2% (the EP) and 3% (the EC).

How much of influence do you think you have on the following institutions and in the following areas?

- no influence
- very little influence
- partial influence
- quite a large influence
- strong influence



SOCIAL DISTANCE

The highest rate of rejection is definitely expressed against drug addicted people. These people are in the first place on a national, social distance scale in each of the V4 countries. However, Roma, political extremists and heavy drinkers are also in the "leading" places. While young people from Slovakia and the Czech Republic adopt almost the same attitude, the situation in Hungary and Poland is a little bit different.

More precisely, more than half of young people from Slovakia would definitely not live in a neighbourhood with drug addicted people (77%), Roma (67%), political extremists (63%), heavy drinkers (61%), as well as people with a criminal record (56%) or migrants (56%).

The most rejected people in the Czech Republic are drug addicted people (74%) followed by Roma (63%), people with a criminal record (56%) and political extremists (51%).

More than half of young people from Hungary would definitely not want as their neighbours drug addicted people (70%), migrants (56%), people with a criminal record (56%) and Roma (53%).

Young people from Poland perceive the situation differently. More than half of them rejected drug addicted people (66%), heavy drinkers (61%), Muslims (58%), emotionally unstable people (57%), as well as people from Arabic countries (52%).

A more detailed analysis has shown the connection between the rejection of selected groups of people and some of the social-demographic characteristics of the respondents.

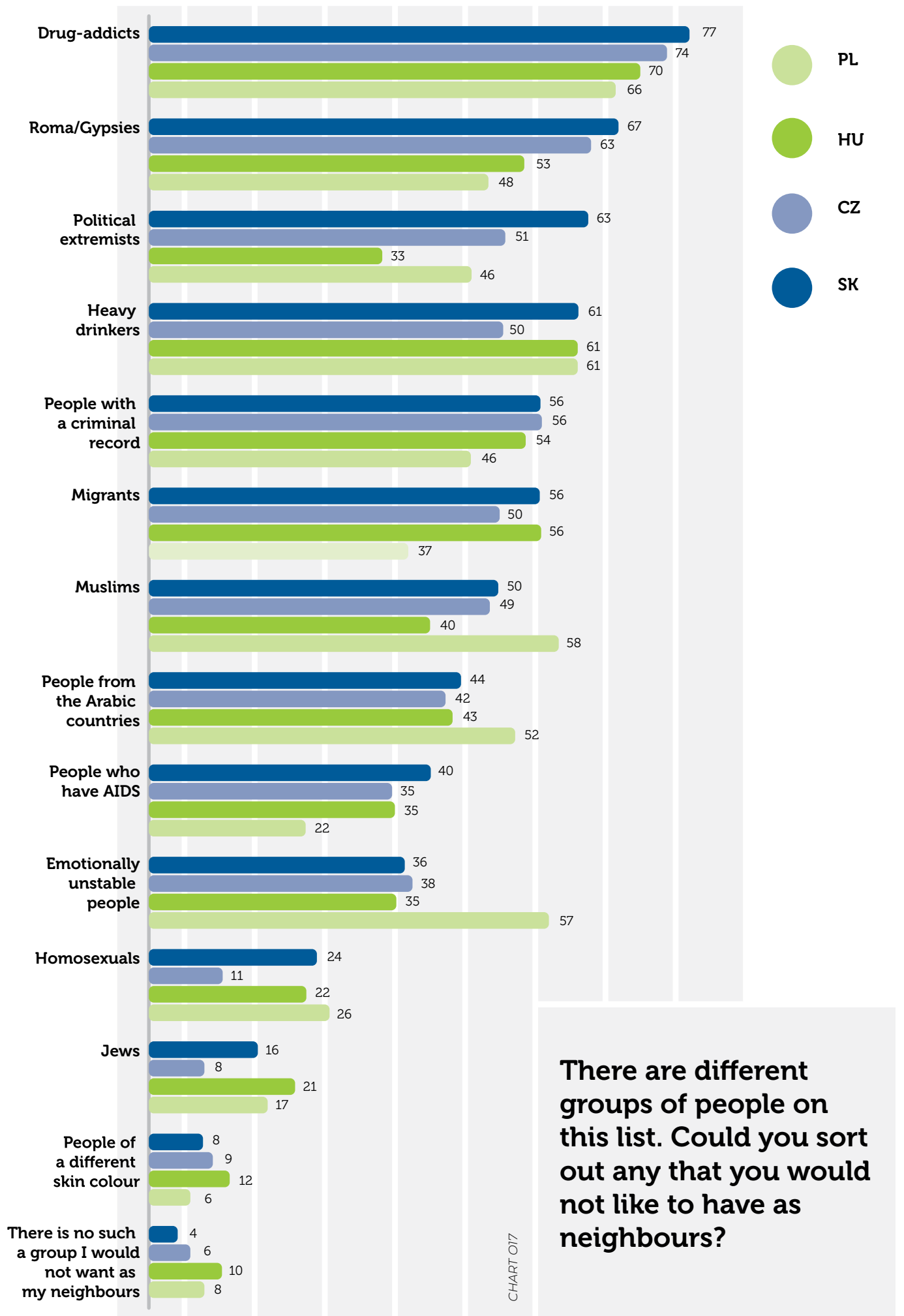
For example, in Slovakia, political extremists are more often rejected by young women, young working students and people with completed elementary and high school education. Young people in the age of 15-19, people living in villages or working young people have a strong aversion towards migrants. Young working students, as well as young people living with their parents would not like to be neighbours of drug-addicted people. Homosexuals are more often rejected by young men, respondents living in settlements with fewer than 5 thousand inhabitants and people from the eastern region. Young people living in villages and settlements with fewer than 5 thousand inhabitants, a high school educated without graduation and young people living with a partner would not live in one neighbourhood with Jews. People from Arabic countries are more rejected by women and young people living in villages. On the other hand, in Slovakia, the option "there is no such a group I would not want as my neighbours" was mostly chosen by young working people, people living in cities, as well as people who are regularly involved in volunteering.

In the Czech Republic, people of a different skin colour are more often rejected by young men, a high school educated without graduation and young working people. Young men and working young people would not like to be neighbours with Roma. Migrants pose a threat to young people with completed high school education (with and without graduation), as well as to young working people. Young people in the age of 20-24 years, high school educated without graduation and people living in Central Moravia would not like to be in a neighbourhood with people who have AIDS. Homosexuals are more rejected by men, young

people in the age group of 15-19 years and young people living in cities. People from Arabic countries pose a threat to people in the age of 20-24, high school educated and working young people.

In Hungary, people of different skin colour are more often rejected by men, young people in the age of 20-24 years and young people living with a partner. Young people in the age of 20-24 years and young working people would not like to be neighbours with Roma. Migrants pose a threat for young people living in settlements with fewer than 5 thousand inhabitants and young people living in villages and cities. Homosexuals are mostly rejected by men and young people living with a partner. Muslims are similarly rejected by young people in the age group of 20-24 years, young people living in settlements with fewer than 5 thousand inhabitants, mostly in villages.

In Poland, political extremists are rejected most often by young people living in settlements with fewer than 5 thousand inhabitants, people living in cities and in the capital city. Young people in the age group of 20-24, young people living in settlements with fewer than 5 thousand inhabitants more often reject Roma. Homosexuals pose a threat mostly to men, people with elementary education and people living in villages. Men and people with a lower level of education (completed elementary education, high school education without graduation) as well as working young people would not like to have Jews as their neighbours.



2 Experience with Membership in Youth and Volunteer Organizations

MEMBERSHIP IN YOUTH ORGANIZATIONS

Approximately one third of young people from the V4 countries have experience with membership in youth organisations such as scouting, YMCA, pioneers, the Slovak Red Cross Youth, the Young Firefighters Association and others. On the other hand, about two thirds of young people still do not have such experience.

The experience with membership is declared mostly by young people from Poland, of which almost one fifth are currently members of a youth organization (18%) and more than a fifth (23%) have been members of a youth organization in the past. These are followed by young people from the Czech Republic, of which 12% are currently members of a youth organization and more than a quarter (26%) have been members of youth organizations in the past.

While in the past 23% of young people from Hungary have been members of youth organizations, the current membership in an organization is reported by 12% of respondents. Young people from Slovakia declare the lowest level of experience with membership in a youth organization. 13% of respondents are currently members of an organization and 20% of young people have been members of an organization in the past.

In Poland, the current membership in a youth organization is reported by young studying people, people with a long-term experience of living abroad and young people who are regularly or exceptionally involved in volunteering. Experience with membership is more often reported by high school educated with graduation and young working students. On the other hand, young people with elementary education, high school educated without graduation and working young people do not have any experience with membership.

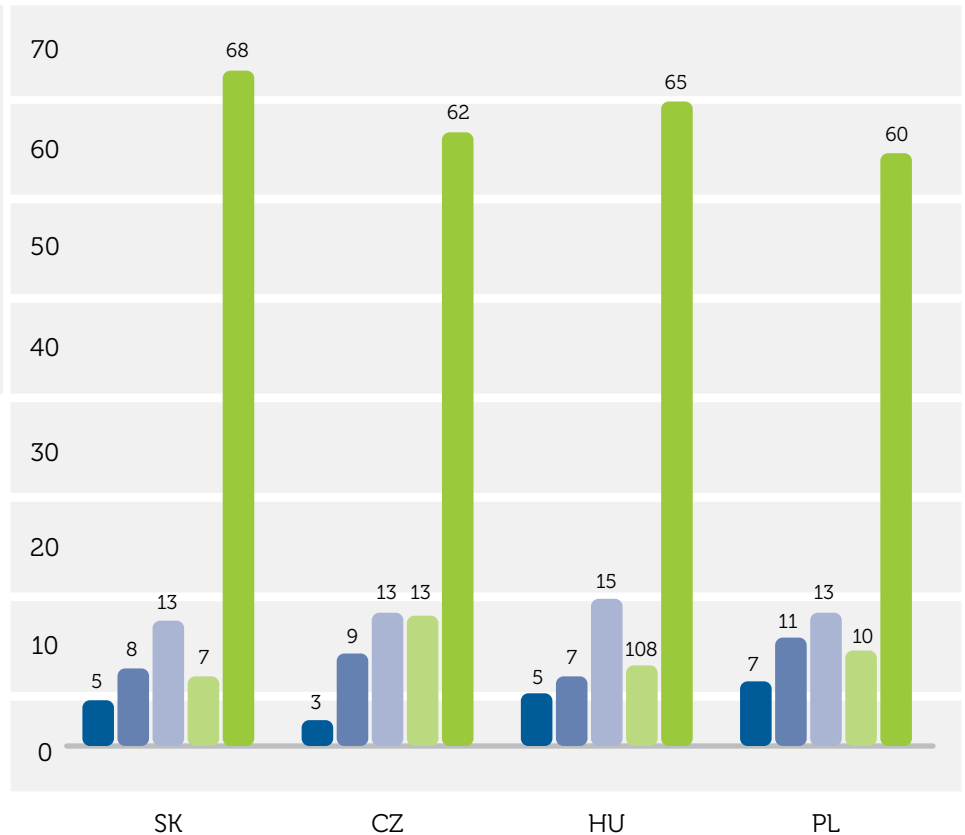
In the Czech Republic, young people in the age of 15-19 years, people living in settlements with fewer than 5 thousand inhabitants, young working students and young people who are regularly involved in volunteering are reported to be members of a youth organization. On the other hand, young studying people, young people living in cities and in the capital city and people without any volunteering experience are not members of an organization. Among former members of an organization belong young people in the age of 20-24 years, young working people, those with a long-term experience of living abroad and people who have volunteered in the past.

The situation in Hungary is a little bit different: young people with elementary education, working young people, people living in settlements with fewer than 5 thousand inhabitants and people living with their parents do not have any experience with membership. On the other hand, experience with former membership is more common among young people with university education, working students, working young people, young people living with a partner, young people with a long-term experience of living abroad and those who have volunteered in the past.

The smallest proportion of young people with membership experience in a youth organisation is in Slovakia. Women, young people from Bratislava and Western Slovakia, people living with their parents and people without any volunteering experience have no experience with membership. On the other hand, men, young people from Eastern Slovakia, young people who are regularly or exceptionally involved in volunteering and young people with a long-term experience of living abroad are mostly members of such organizations. Experience with former membership is more common among young working people, people living with a partner, young people from Eastern Slovakia, young people who have volunteered in the past and young people with a long-term experience of living abroad.

Do you have personal experience with membership in a youth organization such as Scouting, YMCA, Young Pioneers, Youth of the Red Cross, Young Firefighters, etc?

CHART 02



- I do not have such an experience
- I have been a member of such an organization in the past for more than 2 years, but today I am not
- I have been a member of such an organization in less than 2 years, but I am not
- I have been a member of such an organization for more than 2 years
- I am a member of such an organization for less than 2 years

EXPERIENCE WITH VOLUNTEERING

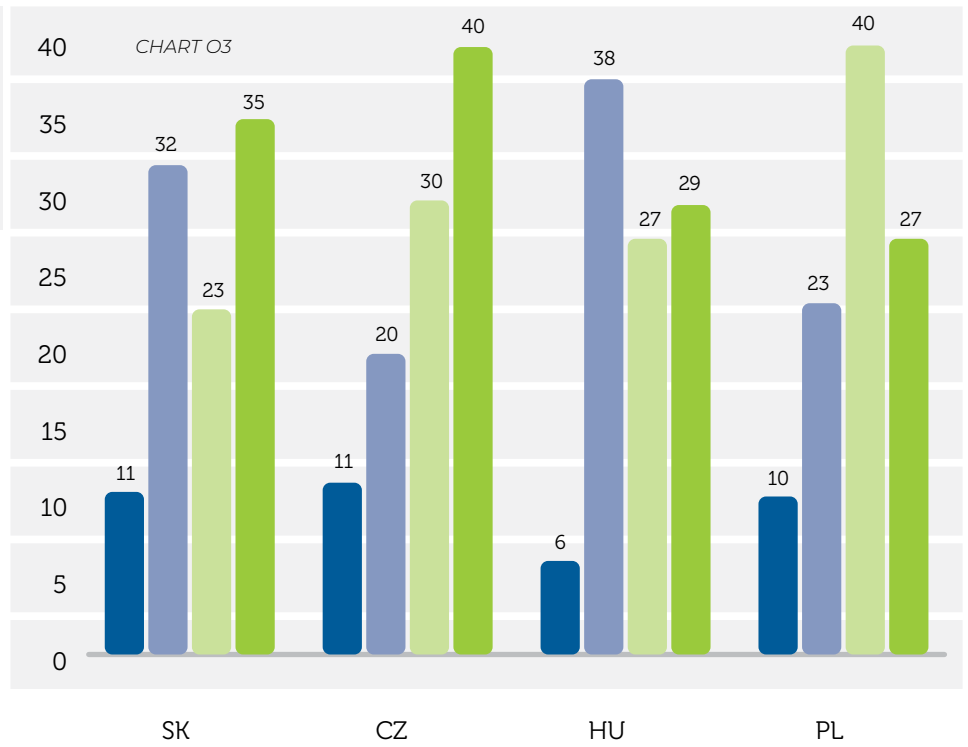
Approximately every tenth young person in the age of 15-24 regularly takes part in volunteering activities. The highest rate of regular volunteering was recorded in Slovakia and the Czech Republic (each 11%), followed by Hungary (10%) and Poland (6%). Irregular or rather exceptional participation in such activities was reported by one third of young people from Slovakia (32%), Hungary (38%) and a fifth of young people from the Czech Republic (20%) and Poland (23%).

Almost 40% of young Czechs and 35% of young Slovaks have no experience with volunteering. This proportion is lower in other V4 countries –29% of respondents in Hungary and 27% of respondents in Poland.

- In Slovakia, men and young people with elementary education, young people with a long-term experience of living abroad and young people who have been and are members of youth organisations are reported to regularly participate in volunteering activities. Young working students, people living in settlements with fewer than 5 thousand inhabitants take part in volunteering activities, but rather exceptionally. On the other hand, women have also been involved in volunteering activities, as well as young people with high school education, working young people, young people with a long-term experience of living abroad and young people who have been members of a youth organization in the past.
- In the Czech Republic, regular participation in volunteering activities is reported by young working students, young people with a long-term experience of living abroad and people who are members of a youth organization at least exceptionally; young working students and those who are members of a youth organization usually take part in volunteering activities.
- In Poland, young people in the age of 15-19, people with elementary education, people living in settlements with fewer than 5 thousand inhabitants, young working students and those who are members of a youth organization are regularly involved in volunteering activities. Exceptional participation is reported by young people in the age group of 15-19, people with elementary education, young working students and those who are members of a youth organization.
- In Hungary, volunteering is regularly performed by young people who are members of a youth organization. Members of a youth organization are taking part in volunteering activities, but rather exceptionally.

Do you have experience with volunteering?

- I do not have such an experience
- I have been involved in volunteer activities in the past, but today I am not
- I am taking part in volunteer activities, but it is rather exceptional
- Regularly participate in volunteer activities



3 Use of Social Media by Youth

FREQUENCY OF USE OF SOCIAL MEDIA

Young people from the V4 countries mostly spend their days on Facebook and YouTube. Internet is also broadly used on a daily basis when searching for information and sending e-mails. Mass media behaviour of young people differs within various countries; there is a different frequency of Internet use or of the use of various social media.

Facebook and YouTube: more than half of young people spend one or more hours a day on Facebook, the rest of young people reports lower frequency of daily use. In individual countries we record a minimum of young people with no experience with this social medium. Most of young people also have daily experience with YouTube, the most frequent users are young Polish and Hungarian people (almost half of them for more than one hour a day), while in Slovakia and in the Czech Republic is the frequency of daily use reported in lower degree (e.g. approximately one third of Slovaks and Czechs watches YouTube for one hour or more).

On the other end of "use" are media such as Twitter, Snapchat or Instagram. For example, four fifths and more young people in the monitored countries do not have experience with Twitter. Similarly, Snapchat is also not as wide-spread – however, here is significant difference between young Poles, more than half of them uses this medium on daily basis, compared to for example Slovaks and Czechs, where only approximately one quarter of them is reported to be using it. Similarly, there is a different frequency of use of Instagram, which is used daily by two thirds of young Hungarians, while in Slovakia and the Czech Republic „only“ half of young people uses it so often.

From the offered four activities of Internet use the most popular among young people is clearly searching for information using browsers such as Google, with which almost all young people have daily experience.

Approximately one fifth of young people from the V4 countries spends more than one hour a day searching, and similar or even greater is the number of those, who spend half an hour to one hour searching for information. The second half of young people spends approximately less than 30 minutes by searching for information on internet using browsers.

The second after searching for information is writing/receiving e-mail messages, where again almost all young people have a daily experience with it.

More than three quarters of young Slovak people spend daily up to 30 minutes on e-mailing; the same applies for young Czechs and Poles, while in Hungary it is "only" 71%.

Other two activities – watching various news channels and looking at educational websites takes young people significantly less time within a day.

Approximately 60% of young people from Slovakia, the Czech Republic as well as from Poland identically report watching news channels and also looking at educational websites on daily basis for less than half an hour, for Hungarian youth it is something over a half of the respondents.

While for example more than a quarter of young Hungarian people states that they do not watch such channels or broadcasting on the Internet daily at all, for Slovak and Czech people is the ratio about one fifth of them and in case of Polish people it is one third and approximately one fifth of young people respectively.

How much time do you spend daily on the Internet or social media on...

- I do not use
- More than 1 hour
- 30 minutes - 1 hour
- 10-30 minutes
- Less than 10 minutes

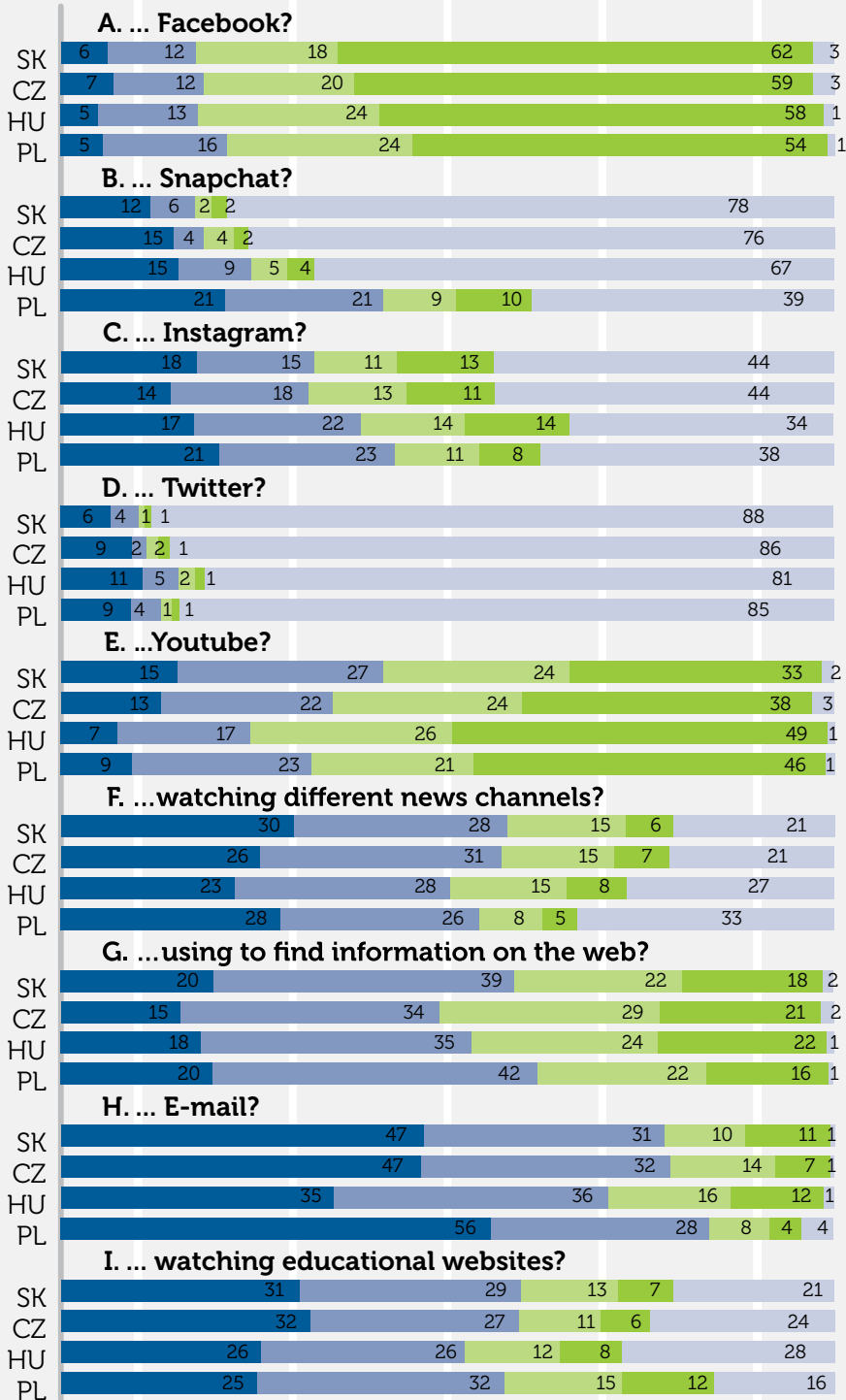


CHART 04

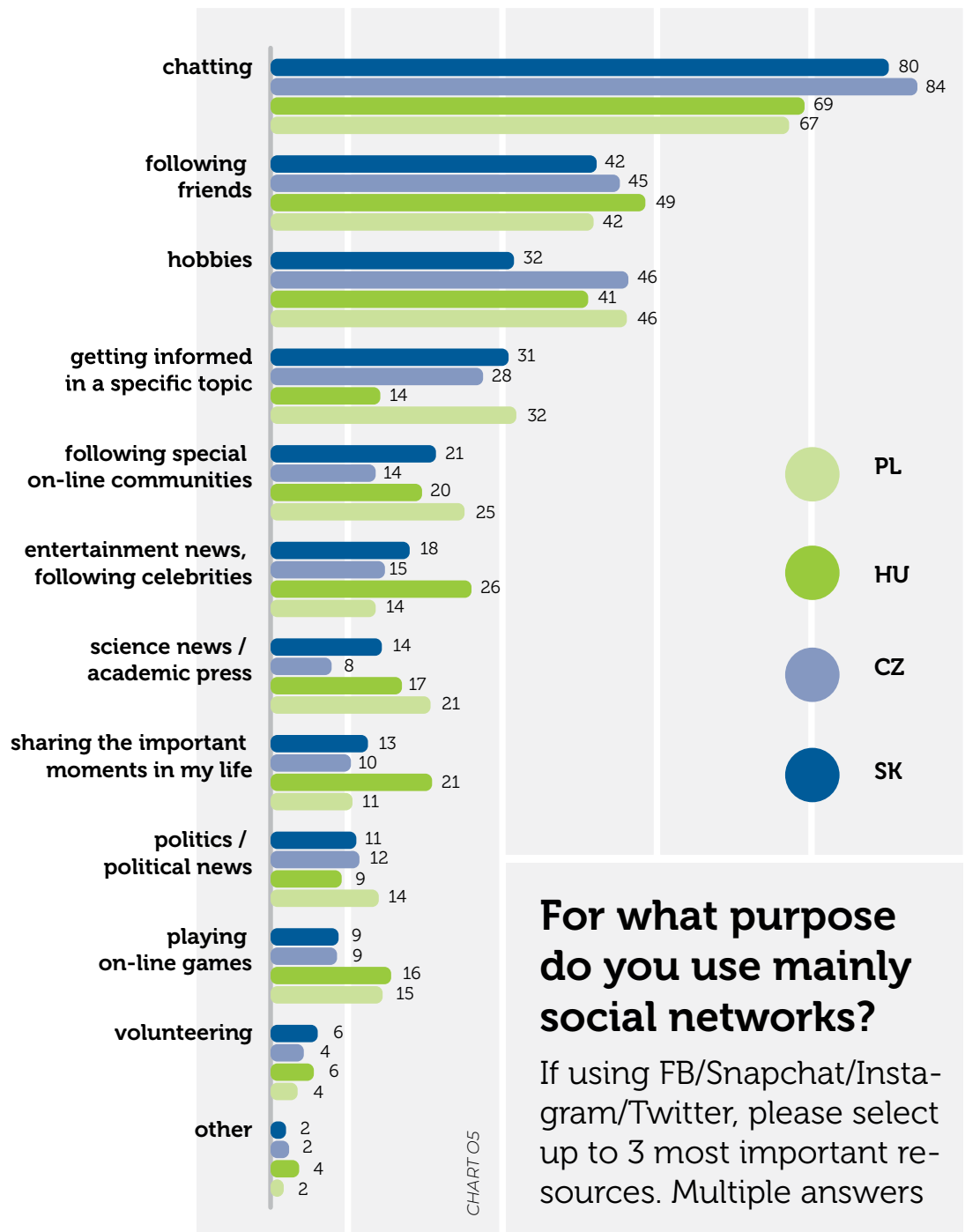
SOCIAL MEDIA USE

Young people from all V4 countries report to use social media mostly for chatting; following friends and hobbies. Other reasons are reported in significantly lower frequency.

In particular, chatting, which is reported by young people the most – given by 84% of Czechs, 80% of Slovaks, 69% of Hungarians and 67% of Polish people. Following friends – the second most reported reason for using social media – was reported by approximately a half of Hungarians (49%), Czechs (45%), but also 42% of Slovak and 42% of Polish people.

Checking social media for hobbies is given as a reason by 46% of young Czech and Polish people, however by fewer Hungarians (41%) or Slovaks (32%).

Other reasons for using social media are reported to a lesser extent and within individual countries in various intensity.



SOURCES OF INFORMATION ABOUT POLITICS AND ACTIVITIES OF POLITICAL PARTIES

The main source of information about politics and activities of political parties in the individual countries is for young people a social network and television. This is reported in each country of V4 by half or more than half of respondents. Similarly, however – such as with the frequency of use of social networks – there are differences among young people in the individual V4 countries.

For young people in the Czech Republic is the most important source of information about politics and activities of political parties in their country also digital newspapers on the internet – which was reported by more than half of respondents (53%). Such digital newspapers are important also for young people from Hungary and Poland.

Family as a source of information about politics belongs among the most important for young people in Hungary – reported by more than a third of them (35%). For comparison in Poland, family is an important source for 28% of respondents and in Slovakia and the Czech Republic for 27% of respondents. Friends are considered an important source of information for more than a quarter of young Slovaks and Hungarians (26% each) and just a little less for Czech (21%) and Polish people (18%).

Other widely spread mass medium – radio as a source of information about politics – is important for young people in Poland (30%) and in Slovakia (26%). Printed newspapers and magazines are more often reported source of information about politics by young people in the Czech Republic (18%), but also in Slovakia and in Poland (15% each), while for example in Hungary these were mentioned only by 9% of respondents.

Interest in information about politics and activities of political parties in one's own country is in the monitored four countries almost identical – it was given by 11% of young respondents from the Czech Republic and Hungary and 8% of young people from Slovakia and Poland.

Regarding more detailed view on obtaining information about politics, the analysis shows some interesting connections. In particular, in Slovakia, the social networks as a source of information about politics are more often mentioned by young working students. Television is more frequently mentioned by women, young people living in small towns and young people living with their partners. Digital newspapers are more preferred by men, young people in the age of 20 – 24, people with university education, young people living in settlements with over 5 thousand inhabitants, young working students, as well as by citizens of the capital.

In the Czech Republic, social networks are used more as a source of information about politics by young men, young people living in settlements with over 5 thousand inhabitants, ones living with parents. In comparison, family as a source of information about politics is more often mentioned by women, young people in the age group of 15 – 19, high school educated people without graduation. Digital newspapers are again more preferred by men, young people in the age of 20 – 24, people with university education, young people living in settlements with over 5 thousand inhabitants, young working students, as well as by citizens of the capital and young people living with their parents. Friends as a source of politics oriented information are more important

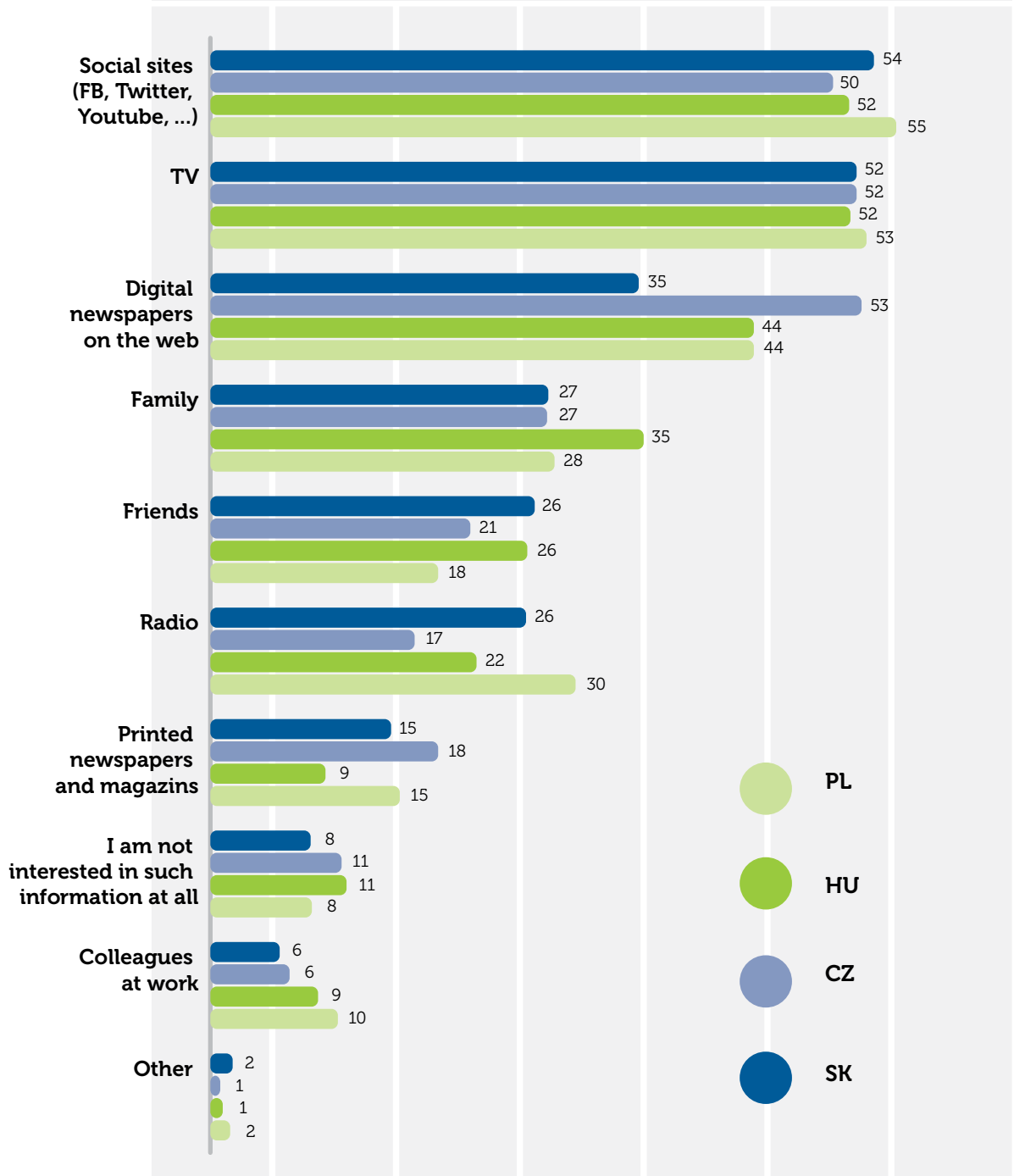
for people currently studying and for young people from settlements with over 5 thousand inhabitants.

In Hungary, television as a source of information about politics is also more frequently mentioned by women, young people living in settlements with over 5 thousand inhabitants and young people with elementary education. Family is more frequently mentioned by young people in the age group of 15 – 19, and currently studying young people. On the other hand, friends are important source for men. Digital newspapers are also more frequently mentioned by young men, young people with university education, those living in settlements with over 5 thousand inhabitants, young working students and citizens of the capital.

In the youth environment from Poland, the social networks as a source of information about politics are more often mentioned by men, young people living in settlements with over 5 thousand inhabitants and young working students. In comparison, television is more frequently used source of information about politics by women, young people in the age of 15-19, young people living with their parents, similar to family, which is more often mentioned by women. Similarly as in other V4 countries, digital newspapers are more preferred by men, young people living in towns with over 5 thousand citizens, as well as by citizens of the capital.

From which sources do you get information about policy and activities of political parties in Slovakia/ Czech Republic/ Hungary/ Poland?

Please select up to 3 most important resources. Multiple answer



4. Political Views

TRUST IN INSTITUTIONS

Difference in political culture of the monitored countries is reflected in the answers to the question about what rates of trust young people have towards various political institutions and fields. Young people in all countries are very critical in the question of trust and it differentiates among individual levels of country government as well as among individual institutions. The trust rate also differentiates from one country to the other.

In case of **local government, self-government** dominates trust over distrust: for young Czech people as well as for Polish people it is identically 65%, somewhat lower is the trust of Slovak people (57%) and in case of Hungarian respondents is the trust on the edge with distrust (51% vs. 49%).

.....
: In Slovakia, local government is trusted more by young people
: living in settlements with fewer than 5 thousand inhabitants and
: currently studying people. In Poland, trust towards local govern-
: ment is greater with young people in the age of 15-19.
:

In case of county dominates trust over distrust in all countries – with the exception of Slovakia. In particular, positive responses were given by 60% of young people in the Czech Republic, 58% in Poland and 57% in Hungary. Compared to that, only approximately one third of Slovak respondents (34%) expressed their trust towards the county.

Trust towards government, president as well as national parliament significantly varies in the individual countries. In particular, in Slovakia, only 59% of young people trust the president, while only approximately a fifth of young Slovak people (19% and 21%) trust the government and the parliament. In case of Poland, trust towards the president is identically high as distrust (50% : 50%); however, “only” one third of respondents (33%) trust the government and even fewer young people trust the parliament - 27% reported their trust. Situation in the Czech Republic is different; here distrust prevails over trust. More precisely, 42% of young people trust the president, 36% of respondents trust the parliament and only one third of young people (33%) trust the government. In case of young Hungarian people, trust towards these three highest institutions is the lowest, distrust greatly prevails. Particularly, 24% of young people trust the government, 25% trust the parliament and 26% of young respondents trust the president.

.....
: In Slovakia, the highest trust rate towards the president of the
: nation was shown by young women, respondents in the age of
: 15-19, young people living in towns with over 5 thousand citi-
: zens, young working students and also by young people living in
: the capital. The Slovak government is trusted mostly by young
: people with high school education without graduation and also
: by those, who are members of youth organisations and regular-
: ly volunteer. Higher rate of trust for government was shown by
: young people, who are members of youth organisations.
:

In neighbouring Czech Republic, the situation is slightly different. Trust towards the president is mostly shown by young men, young people in the age of 15-19, the one's living in settlements with fewer than 5 thousand inhabitants, young people with completed lower level of education (elementary education as well as high school education without graduation), young people living in villages or small towns. Compared to that, higher trust rate was shown towards the parliament by young people with university education.

In Hungary, the president similarly earned the trust of mostly men and young people who are currently studying. The parliament is considered more trustworthy by young people in the age of 15-19, as well as by the members of youth organisations. The government here is more trusted by young people who are currently studying and are members of youth organisations.

In Poland, the government is more trusted by men and young people living in settlements with fewer than 5 thousand inhabitants. Similarly, the president is trusted more by men, young people living in settlements with fewer than 5 thousand inhabitants and young people in the age of 15-19.

In comparison to the previous three institutions, declared trust towards **army** and **police** of the given country is higher than distrust. For example, trust toward police reaches the level of 75% with young Czech people, 60% with young Polish people, 55% with Hungarian and half of Slovak people (49%).

Greater level of trust toward army was shown in Slovakia by young women, young people in the age of 15-19, young people with completed elementary education, and currently studying people. In police trust also more young people in the age of 15-19 and currently studying people.

In the Czech Republic is the army more trustworthy to young people in the age of 15-19 and police for young people living in settlements with fewer than 5 thousand inhabitants. Similarly in Poland, police earned more trust from women. In Hungary, the army is more trustworthy to young people living in small towns.

Evaluation of trustworthiness of the **courts** is in the individual countries significantly different: high trust is shown from the side of young Czech people (70%), for Polish and Hungarian people this is on the edge with distrust (52% and 48% respectively); however, "only" a third of respondents in Slovakia (33%) generally trust the courts.

In the neighbouring Czech Republic, most frequently trust the courts young people with completed university education and young people living in settlements with fewer than 5 thousand inhabitants. In Hungary, higher level of trust was shown by young people in the age of 15-19. In Slovakia, the courts are most trustworthy to young people in the age of 15-19 and young people with completed lower level of education (elementary education or high school education without graduation).

While distrust towards domestic political parties highly prevails over trust in each of the countries, trust towards non-governmental organisations, civil political activities or youth/student political activities is expressed in greater degree. Particularly mentioned political parties earned the highest level of trust in the Czech Republic (24%), the level is lower in the other countries (Slovakia 15%, Hungary 14% and Poland 13%). Several times higher is the level of trust in **youth/student political activities** – trust was declared by 69% of young Polish people, 68% of young people in Slovakia, 64% in the Czech Republic and 49% in Hungary. In **non-governmental organisations** trust 66% of Czech, 62% of Polish, 55% of Hungarian and 49% of Slovak respondents. Trust **in civil political activities** borders with distrust. In particular, in Poland these have the most trust - 60% of young people, in the Czech Republic it is 52%, similarly in Slovakia (50%) and in Hungary it is 44% of young people.

In Slovakia, the highest rate of trust towards political parties was shown by men and young people who have been or currently are members of youth organisations. In non-governmental organisations trust more young people with elementary education, those living in settlements with over 5 thousand inhabitants, as well as young people who have been or currently are members of youth organisations and are regularly involved in volunteering activities. In youth political activities demonstrated higher trust rate Slovak women, young people in the age of 15-19, young people from western and central region of the country, young people with completed elementary education, those currently studying, as well as young people living in cities. Civil political activities are more trustworthy to currently studying people.

In the Czech Republic, in political parties trust more young people living in cities and those, who have a long-term experience of living abroad. In non-governmental organisations trust more women than men. Similarly to the youth political activities, higher rate of trust was shown by women and young people who regularly volunteer.

In Hungary, the political parties are similarly to Slovakia more trustworthy to men, young people with a long-term experience of living abroad and members of youth organisations. Identical is the situation in case of civil political activities – these are more trusted by men and members of youth organisations. Youth political activities reached higher rate of trust among Hungarian young people in the age of 15 – 19, young people with a long-term experience of living abroad and members of youth organisations. Non-governmental organisations are more trustworthy to young people, who are regularly involved in volunteering activities.

The situation in Poland is very similar: the political parties are more trusted by men, young people with completed lower level of education (elementary education as well as high school education without graduation) and young people with a long-term experience of living abroad. In non-governmental organisations trust more young people with completed university education and young people regularly or exceptionally engaging in volunteering activities.

The four monitored European institutions – **European Commission, European Parliament, European Union and the European Court of Human Rights** – are (relatively) the same from the point of trust evaluated within the four countries. While in the European Court of Human Rights trust in all countries was reported by more than 60% of young people, in case of other three institutions the trust for them borders with distrust. In particular, in the EU trust 56% of Hungarians, 55% of Polish people and on the other hand also 50% of Slovaks and 46% of Czech respondents. The situation with the European Commission is similar – 54% of Hungarians, 48% of young Czech and Polish people and 47% of Slovak people trust this institution. The European Parliament earned trust of half of young people in Hungary (50%), 49% of young Czechs, 45% of Polish people and 44% of young people in Slovakia.

Trust towards the European Union is in Slovakia higher among young people in the age of 15 – 19, young people with completed elementary education and young people who are currently studying. In the European Parliament, as well as in the European Commission and the European Court of Human Rights trust more young people in the age of 15 – 19, the currently studying people and young people living in settlements with over 5 thousand inhabitants.

In the Czech Republic, in the European Union trust more women, young people with completed elementary education, as well as university graduates and young working students. In the European Parliament trust more in this country women, young people in the age of 15 – 19, young people with elementary education, young working students, as well as young people with a long-term experience of living abroad and are regularly involved in volunteering activities. In the European Commission and the European Court of Human Rights trust more women, young people with completed university education and currently studying young people.

Within Hungarian youngsters, in the European Union trust more young people living in settlements with over 5 thousand inhabitants, the one's living in cities and regularly engaging in volunteering activities. Identically, in the European Parliament trust more young people living in settlements with over 5 thousand inhabitants, those living in cities, young people with a long-term experience of living abroad and those who are regularly of exceptionally involved in volunteering. Similar situation applies for the other two institutions – the European Commission and the European Court of Human Rights: they earned more trust from young people living in settlements with over

5 thousand inhabitants, young people living in cities, the currently studying and youth organisations members.

In Poland is mostly trust towards the European institutions earned from young women. In the EU trust also young people in the age of 15 – 19 and young people living in settlements with over 5 thousand inhabitants.

To what extent do you trust or distrust the following institutions and activities? Part 1

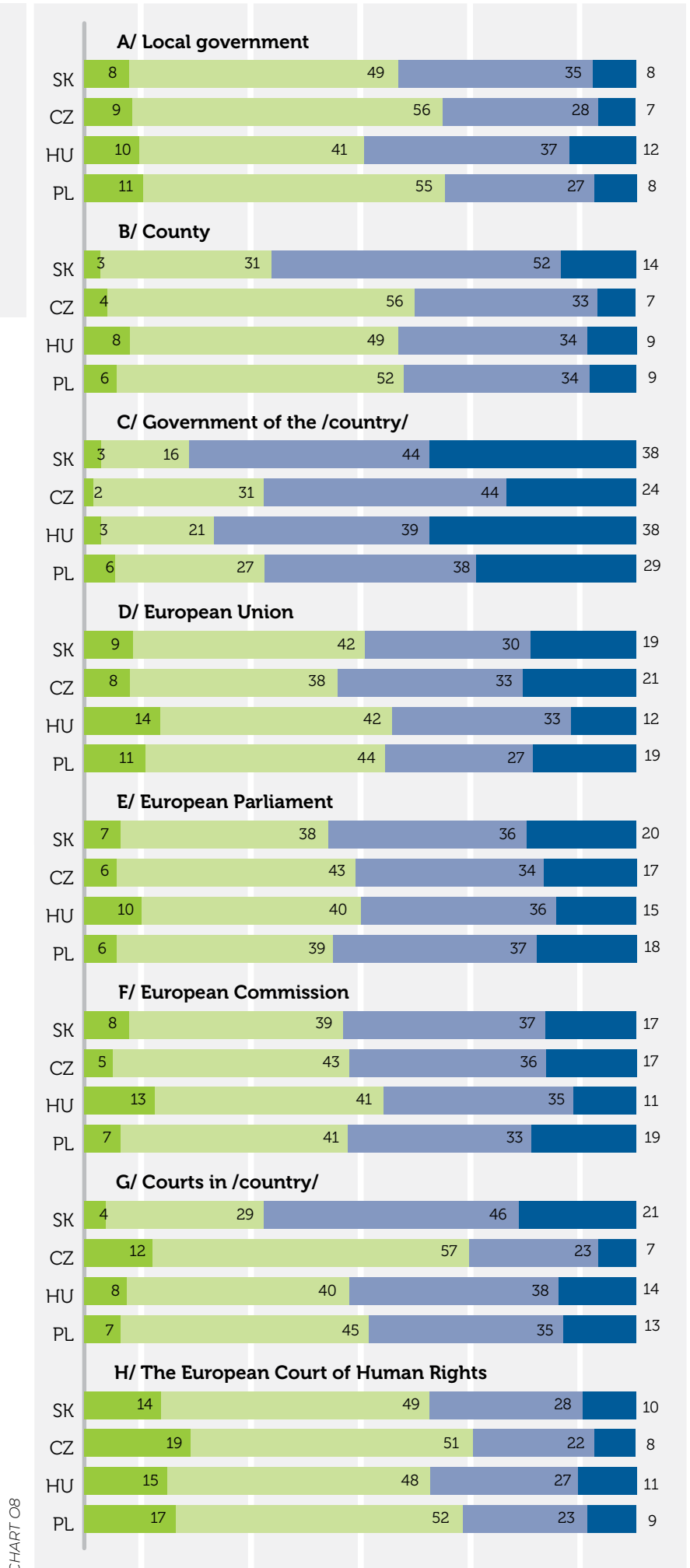
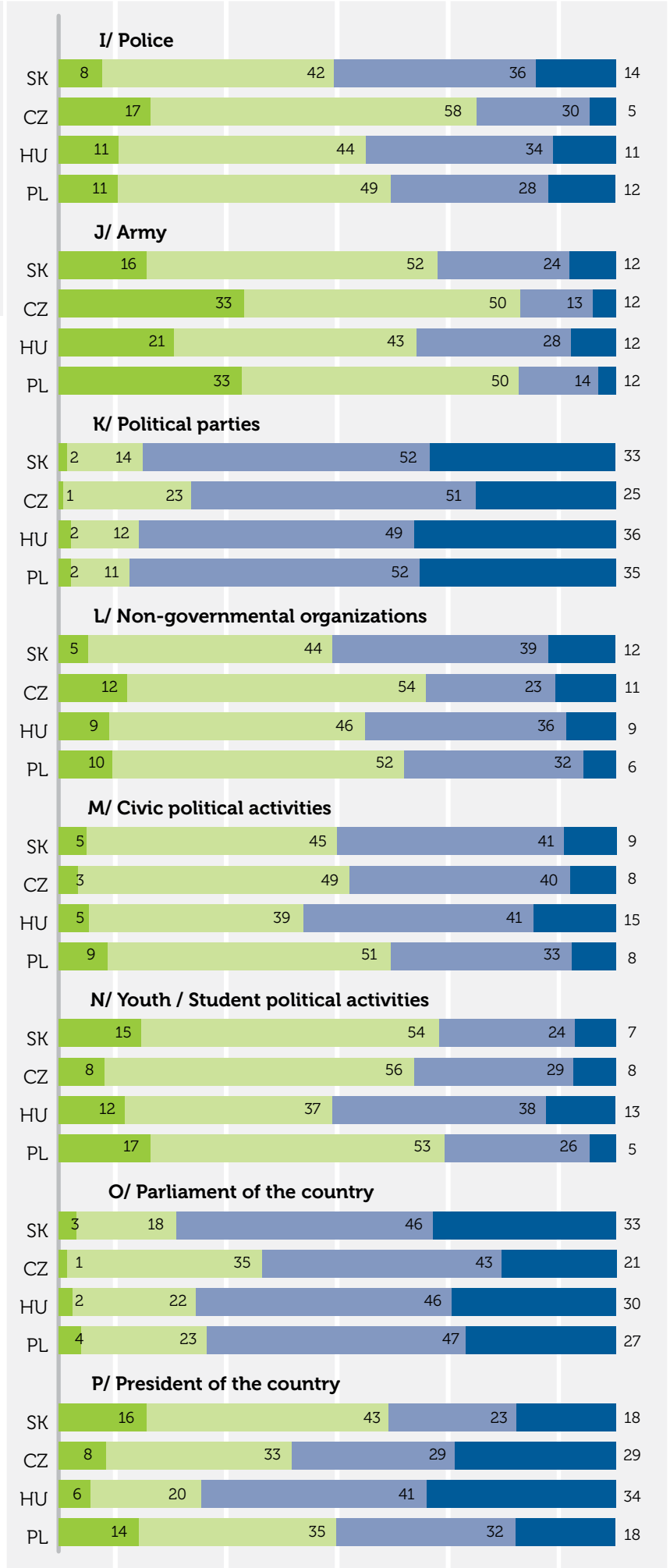


CHART 08

To what extent do you trust or distrust the following institutions and activities? Part 2

- completely distrust
- somewhat distrust
- somewhat trust
- completely trust



Young respondents were given for evaluation various statements related to functioning of the state, tolerance, freedom and environment.

On one hand, young people are advocates of paternalistic responsibility of the state towards its citizens; on the other hand, they are not unified in the opinion on competences/competency of the state in the field of economics.

Majority of young people in all four countries believes that **"the state should guarantee work for everybody who wants to work"**. The strongest belief was presented by young people from Slovakia (93% of young people strongly or somewhat believe in this statement), but the other countries are not holding back either (they believe in the degree from 85% to 87%).

Young people also believe that **"the state should take measures that will reduce the income inequality between people"**. (The strongest belief was presented again by young people from Slovakia – 86%, followed by Czechs with 74%, Hungarians with 72% and Polish people with 66%).

The biggest advocates of law obedience are Slovak and Czech people. Opinion that **"whatever the circumstance, the law should always be obeyed"** is supported by more than three quarters of young people from Slovakia (79%) and the Czech Republic (78%). Somewhat less supporters are among Hungarians (74%) and Polish people (69%). More than three quarters of young people "would defend their country if it was endangered". In Poland, Hungary and also in the Czech Republic was this opinion declared by 79 – 78% of respondents, in Slovakia it was 72%.

Slovak and Polish respondents view governing of the state identically, in the same rate (87%) agree with the statement that **"the state should be governed as effectively as a private company"**. In comparison, "only" two thirds of young people from the Czech Republic and even less Hungarians - 56% - share this view.

In the question of state interfering with the economics the opinions vary, in the individual countries is the view of this issue different. Approximately half of young people agree with the opinion that **"the less the state interferes with the economics, the better"**. In the Czech Republic and in Hungary more than half of young people believe in this statement (55%), in Slovakia and in Poland it is somewhat less (49% and 45% respectively).

Young people have different opinion on whether **"the strategic energy companies should be state-owned"**. Slovak respondents agree with this opinion the most - 69%, followed by Czechs (62%) and young Poles (61%) and in Hungary is the opinion least supported – only 52% of respondents agree with it.

Slovak people are also the strongest advocates of the opinion that **"the national government should treat domestic and foreign/transnational companies equally"** (this opinion is believed by two thirds of young people – 66%). Less – however still more than half of young people – support is presented by young Czech and Hungarian people (62% each) and the last are Polish people (58%).

OPINIONS ON FUNCTIONING OF THE STATE

OPINIONS ON FREEDOM AND TOLERANCE

Sympathies towards the strong hand of the state, which were mostly advocated by young Slovak people, were proven by young people also in other questions related to the understanding of freedom. For example, almost half of young people in Slovakia (49%) agree with the opinion that **"censorship of films, magazines, or the Internet is necessary to support moral standards in the society"**. In the other three countries is the ratio of sympathizers rather lower: particularly in Hungary it is 43%, in Poland 32% and in the Czech Republic it is only 29%.

Slovak and Czech people are the strongest advocates of the opinion that **"my freedom and privacy can be intervened in order to ensure state security"**. This is agreed by 38% and 42% of the respondents in these countries respectively. For comparison, in Poland the ratio of such believers is 31% and 29% in Hungary, so it is incomparably less.

Ambivalence of the opinions on functioning of the state and democracy is further proven in an agreeable reaction to the opinion that **"the political parties which wish to overthrow democracy should be banned"**. More than half of young people in each country agree with this statement, in particular 71% in the Czech Republic, 70% in Slovakia, 69% in Poland and also 63% in Hungary.

Skepticism towards the state and functioning of democracy young Slovaks corroborate by the opinion that **"war is the continuation of politics by other means"**. This is believed by two thirds of young people from this country (78%). Their peers from the other countries are also in more than half of cases advocates of this opinion, however not in such extent. In Hungary, it is 69% of young people, 66% in the Czech Republic and 65% of young people in Poland.

High ratio of young people identify with the opinion that **"young people should be taught to respect authorities"**. In particular, 89% of Czech people, 88% of Slovaks, 86% of Polish respondents and 82% of Hungarians view it this way.

Young Czech and Hungarian people proved to be the most tolerant towards homosexuals. 87% and 75% respectively agree with the opinion that **"the homosexuals should be free to live their own life as they wish"**. In Slovakia and Poland is this supportive opinion less popular (however, still exceeds half of the respondents) and is shared by 65% of young people.

Despite the fact that the issue regarding the immigrants was not part of the survey, the negative opinions of the V4 countries citizens towards migration and migrants as such are reflected also by the young generation. With the opinion that **"the immigrants should be free to live their own life as they wish"** agree 45% of young Poles, 37% of Slovaks, 34% of Czechs and "only" 28% of Hungarian people. In all four countries thus the disagreement exceeds the agreement.

With the generally "popular incantation" or excuse that **"the end justifies the means"** agree more than two thirds of Slovaks and Czechs (69%) and also 60% of Polish people. Young Hungarian people are more sceptical towards this opinion and it is supported by "only" 41% of young people.

OPINIONS ON ENVIRONMENTAL PROTECTION

Young people are traditionally the supporters of the idea of environmental protection. This was proven also in the survey, where they stood on the side of protection of nature. In particular for example with the opinion that **"we do not need to preserve nature"** agrees only approximately one tenth of young people of the V4 (from 8% in Slovakia and the Czech Republic to 9% in Hungary and 12% in Poland).

More specific approach that **"according to me, there are much more important things than environmental protection"** is shared by approximately a third of Slovak and Czech respondents (31% and 32% respectively) and by even more young Hungarians and Polish people (equally by 46%).

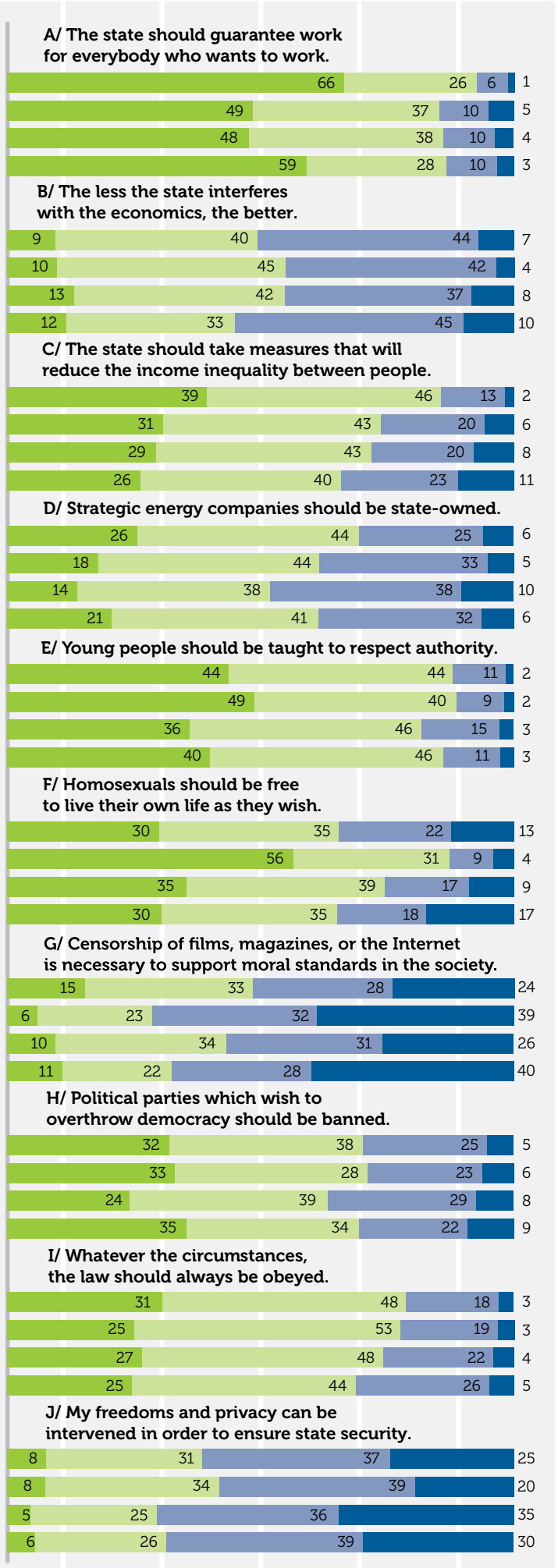
Even higher is the ratio in each country of the people who believe that **"economic growth always ends up harming the environment"**. In Slovakia, Hungary and in Poland agree with this opinion approximately half of young people (54%, 49% and 48% respectively), only in the Czech Republic is this ratio lower and the disagreement exceeds the consent.

Young people from the V4, however, have a different opinion in case of the view that **"we can rely on science and technology to solve our environmental problems"**. While 73% of Polish people and 63% of Hungarians agree with this opinion, in the Czech Republic is this opinion shared by 58% of the respondents and in Slovakia it is even less – only 41% of young people.

To what extent do you agree or disagree with the following statements? Part 1*

*Note: In the charts there are for individual statements the opinions of the respondents sorted separately for each country: first Slovakia, then the Czech Republic, Hungary and Poland.

-  **strongly disagree**
-  **somewhat disagree**
-  **somewhat agree**
-  **strongly agree**

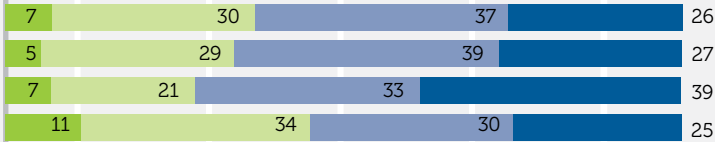


To what extent do you agree or disagree with the following statements? Part 2*

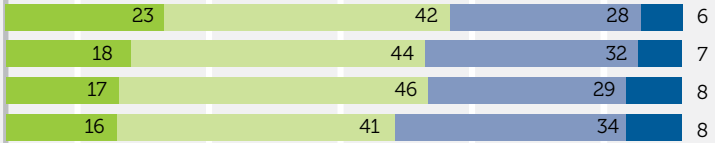
*Note: In the charts there are for individual statements the opinions of the respondents sorted separately for each country: first Slovakia, then the Czech Republic, Hungary and Poland.

-  strongly disagree
-  somewhat disagree
-  somewhat agree
-  strongly agree


K/ Immigrants should be free to live their own life as they wish.




L/ National government should treat domestic and foreign / transnational companies equally.



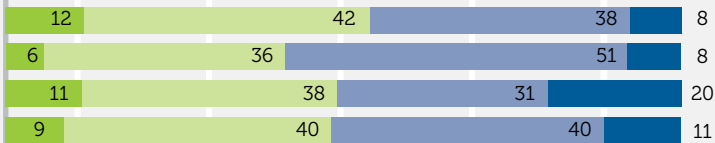
M/ If my country would be endangered I would defend it.



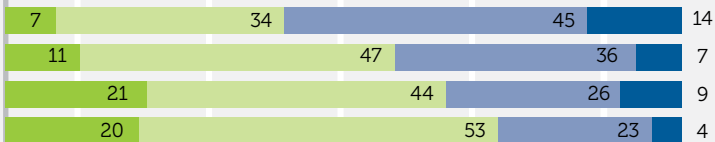
N/ According to me, there are much more important things than environmental protection.



O/ Economic growth always ends up harming the environment.




P/ We can rely on science and technology to solve our environmental problems.



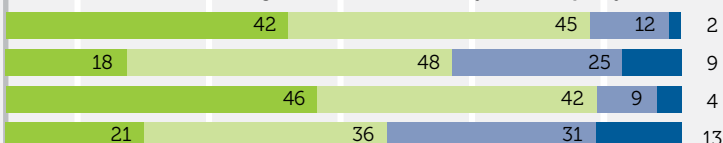
Q/ We do not need to preserve nature.



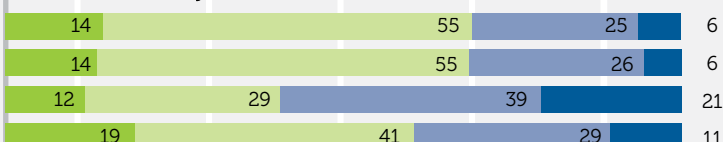
R/ War is the continuation of politics by other means.



S/ State should be govern as effectively as company.



T/ The ends justifies the means.



5 Political Participation

PARTICIPATION OF YOUNG PEOPLE ON VARIOUS PUBLIC ACTIVITIES

In the survey we have asked young people about various public/political activities they have participated in within last 12 months. As the most active in this connection within the four monitored countries proven to be young people from Poland and the Czech Republic. From the wide spectrum of activities dominate discussions and on-line activities.

Two most mentioned activities by young people are discussions about some social or political issues with friends and family members. This was stated by approximately half of young people from Poland (particularly the discussions with friends are led by 53% of respondents and 50% discuss the issues with their parents) and from the Czech Republic (48% and 47% respectively). For Slovak and Hungarian people is the frequency of such discussions with friends and parents lower, reported by approximately one third of young people (discussions with friends on the level of 39% and 34% respectively and with parents it is 37% and 32% respectively).

Approximately one third of young people from Poland and the Czech Republic states that within the last year they have re-sent (posted) on-line links, articles, music, videos, etc. related to social or political topics (32% of Polish and 31% of Czech respondents); they have discussed a social or political topic in school or educational environment (30% and 32% respectively), as well as discussed about the topics in their leisure time activity (30% and 25% respectively). These activities are less popular among young Slovak and Hungarian people.

Volunteering/Volunteering activities were mentioned by young people from the V4 countries in various extent. For example, among Hungarians there were 29% of young people participating in such activities within last year and the situation is similar with Polish people (28%). Compared to that, among young people from Slovakia and the Czech Republic is volunteering reported by "only" 24% and 23% of young people respectively.

In relatively high numbers – are among young people reported activities such as:

- › participation in election or referendum (31% of young people in the Czech Republic and 10% fewer people in the other countries);
- › joining a social or political group Funpage or on-line community at some social network (including following such community) (28% of young people in Poland, 20% in the Czech Republic and in Slovakia, and significantly less in Hungary – 6%);
- › visiting webpages of political parties (reported by 28% of Czech respondents; less popular among others: 18% of Slovak, 15% of Polish and 12% of Hungarian people);
- › visiting webpages of citizens organisations or non-governmental organisations with social or political content (reported by 25% of Czech, 21% of Polish, 17% of Hungarian and 15% of Slovak respondents);
- › participation at charity events (e.g. concert, sport match...) in order to support any social or political topic (reported by 26% of Polish people on one hand, but less Hungarians – 18%, Czechs - 18% and Slovaks – 13%);
- › participation at an on-line boycott or protest (including on-line petitions) (reported by 19% of Czech, 15% of Polish, 14% of Slovak and 13% of Hungarian respondents).

Other monitored activities are specific for young people from a certain country/countries and are represented to a lesser extent:

- ✓ boycott of some products (intentionally not buying them) because of ethical, moral, political or ecological reasons (reported by 22% of young Czechs in comparison to 9% of Hungarians);
- ✓ wearing a symbol, e.g. T-shirt, bracelet, badge, pin, etc. to support or promote some social or political topic (reported by 15% of Polish respondents and 14% of Czech respondents);
- ✓ personal participation at a public assembly or demonstration, which have been tackling some social or political issues (8% of young people in Slovakia, the Czech Republic and Poland);
- ✓ discussing some social or political issues within the youth organisation (13% of Polish and 10% of Czech respondents);
- ✓ spreading leaflets (including newsletters and newspapers) with some political content (6% of young Slovak and Czech people);
- ✓ donating in order to support or promote some social or political topic/organisation (9% of Polish and only 2% of Hungarian respondents);
- ✓ creating a statement or message with political content on the Internet/social networks (15% of Polish people and only 5% of respondents in other countries);
- ✓ having power or influence over some political decision (e.g. in participatory budgeting, influencing city council or municipality decisions, changing opinions of some politician through some decision or activity, influencing an activity of some public office...) (8% of Polish people but only 3% of Slovaks);
- ✓ writing political statements or graffiti on the wall – admitted by 3% of Hungarians, 2% of Slovaks and Czechs and 1% of Polish respondents;
- ✓ participation in some political activity, which is considered illegal (e.g. burning a flag, throwing stones, unauthorized gathering...) – admitted by 2% of young people in each country.

Counterpart of the most active young Polish people is young people from Hungary, where one quarter of them (26%) reported that they have not participated in any of the surveyed activities in the last year. In the other three countries is the absence on the level of 14% to 17%.

More detailed analysis proved that the situation in the individual countries is different.

Young people in Poland, who have proven to be the most active in various forms of public or political activities, differ in their behaviour by sex, age, as well as by the place of living. Discussions about a social or political topic with family are more frequently reported by young people living in settlements with over 5 thousand inhabitants, young working students, the ones living in cities, as well as the ones from the capital. Discussions with friends are more frequently reported by young people in the age of 15 – 19, young people living in settlements with over 5 thousand inhabitants, currently studying young people, as well as by working students, the ones living in cities as well as the ones from the capital city. Discussions at schools are more common for the young people in the age of 15 – 19, the ones with elementary education, young people living in settlements with over 5 thousand inhabitants, the currently studying people. Discussions about a social or political topic during leisure time activity are more reported by young people living in settlements with over 5 thousand inhabitants and young working students. Discussing on the

Internet is more of a domain of men, young people in the age of 15 – 19 and young people living in settlements with over 5 thousand inhabitants. Re-sending of on-line links, articles, etc. related to social or political topics is similarly as the abovementioned activities more reported by young people living in settlements with over 5 thousand inhabitants and young working students. Volunteering is preferred by the young people in the age of 15 – 19, the currently studying people and young people living in settlements with over 5 thousand inhabitants. Similarly, participation at a charity event in order to support a social or political topic is more common to young people in the age of 15 – 19 and young people with a long-term experience of living abroad.

In the Czech Republic is, along with education and the size of residence, a distinguishing criterion also the status of young people. Discussions with family about some social or political topic are more frequent for women, university graduates and young working students. Discussions with friends are more popular among young university graduates, young people living in the capital city and young working students. Discussions at school are more frequently reported by young people in the age of 15 - 19, young people with elementary education, the currently studying people, as well as by working students. Discussions about some social or political topic during leisure time activity is more often reported by young working students, and young people with a long-term experience of living abroad. Re-sending of on-line links, articles, etc. related to social or political topics is similarly more frequently reported by young working students and young people with a long-term experience of living abroad. Visiting of webpages of political party/political parties are more often reported by men, young working students and young people with a long-term experience of living abroad. Volunteering is more popular among young working students and young people with a long-term experience of living abroad. Compared to that, boycott of some products because of ethical, moral, political or ecological reasons is more typical for women, young people with university education and the capital citizens.

In Slovakia the objectives that distinguish young people in their participation in various public and political activities are sex, age, education and status. Discussions with family about a social or political topic are more characteristic for young people in the age of 20 – 24, university graduates, young working students and also those who have a long-term experience of living abroad. Discussions with friends are more common among young people in the age of 20 – 24, university graduates, young working students, young people living in cities and the ones having a long-term experience of living abroad. Compared to that discussing at school is more frequent for young people in the age of 15 – 19, young people with elementary education and the young people living in settlements with over 5 thousand inhabitants. Discussions during leisure time activity are more common among men and university graduates. Volunteering as an activity has appeared within last 12 months more among young people in the age of 15 – 19, young people with elementary education, currently studying people and also among those with a long-term experience of living abroad. Re-sending of on-line links, articles, etc. related to social or political topics are more often reported by young people in the age of 20 – 24 , university graduates, young people living in towns with over thousand citizens and young working students. Visiting webpages of political party/political parties are more

common for young people with university education, young working students and those with a long-term experience of living abroad.

Young people in Hungary, whose level of participation in various public and political activities is the lowest among all four countries, also vary. Participation in activities is influenced by sex, age, education, as well as by the status, which the young people currently share. Discussions with family about some social or political topic are more common for women, young people in the age of 20 – 24, university graduates and young people living in settlements with over 5 thousand inhabitants. Discussions with friends are more popular among university educated people and young working students. Discussing on the Internet is more of a domain for men, university educated people, the ones living in settlements with over 5 thousand inhabitants and those with a long-term experience of living abroad. Discussions at school are preferred again by men, young people in the age of 15 – 19, currently studying people and young working students. Discussions during leisure time activity are more frequently reported by high school graduates and young working students. In comparison, volunteering activities were performed within last 12 months more by women, young people in the age of 15 – 19, young working students and by those with a long-term experience of living abroad. Similarly, participation at charity events are more common for women, young people in the age of 15 – 19, young people living in settlements with over 5 thousand inhabitants and young working students.

In the past 12 months, have you attended or participated in any of the following activities?

Mark the ones you have attended in the last 12 months. Multiple answers

- A** / Discussing about any social or political issues with your friends
- B** / Discussing about any social or political issues in your family
- C** / Re-sending (posting) any on-line links, articles, music, videos etc. related to any social or political topic
- D** / Volunteering activities
- E** / Discussing about any social or political issues in your school or educational environment
- F** / Discussing about any social or political issues in your leisure time activity
- G** / Participation in election or referendum
- H** / Joining any social or political group Funpage or on-line community at any social network (including following such community)
- I** / Visiting webpage of political parties
- J** / Discussing about any social or political issues on internet
- K** / Visiting webpage of citizens organization with social or political content
- L** / Participation at any on-line boycott or protest (including on-line petitions)
- M** / Participation at any charity event (e.g. concert, sport match, ...) in order to support any social or political topic
- N** / Boycott of some products (intentionally not buying them) because of ethical, moral, political or ecological reasons.
- O** / Wearing any symbol, e.g. T-shirt, bracelet, badge, pin, etc. to support or promote some social or political topic
- P** / Participation at any public assembly or demonstration which have been tackling any social or political issues
- Q** / Discussing about any social or political issues in your youth organization
- R** / Spreading leaflets (incl. newsletters and newspapers) with any political content
- S** / Donation in order to support or promote any social or political topic/organization
- T** / Creating any statement or message with political content in internet
- U** / Having power or influence over any political decision (e.g. in participatory budgeting, influencing city council decision, you changed mind of some politicians by its voting or activity, you influence activity of any public office, ...)
- V** / Writing of political statements or graffiti on the wall
- W** / Participation on any political activity which is considered to be illegal (e.g. burning a flag, throwing stones, unauthorized assembly, ...)
- X** / none of the mentioned

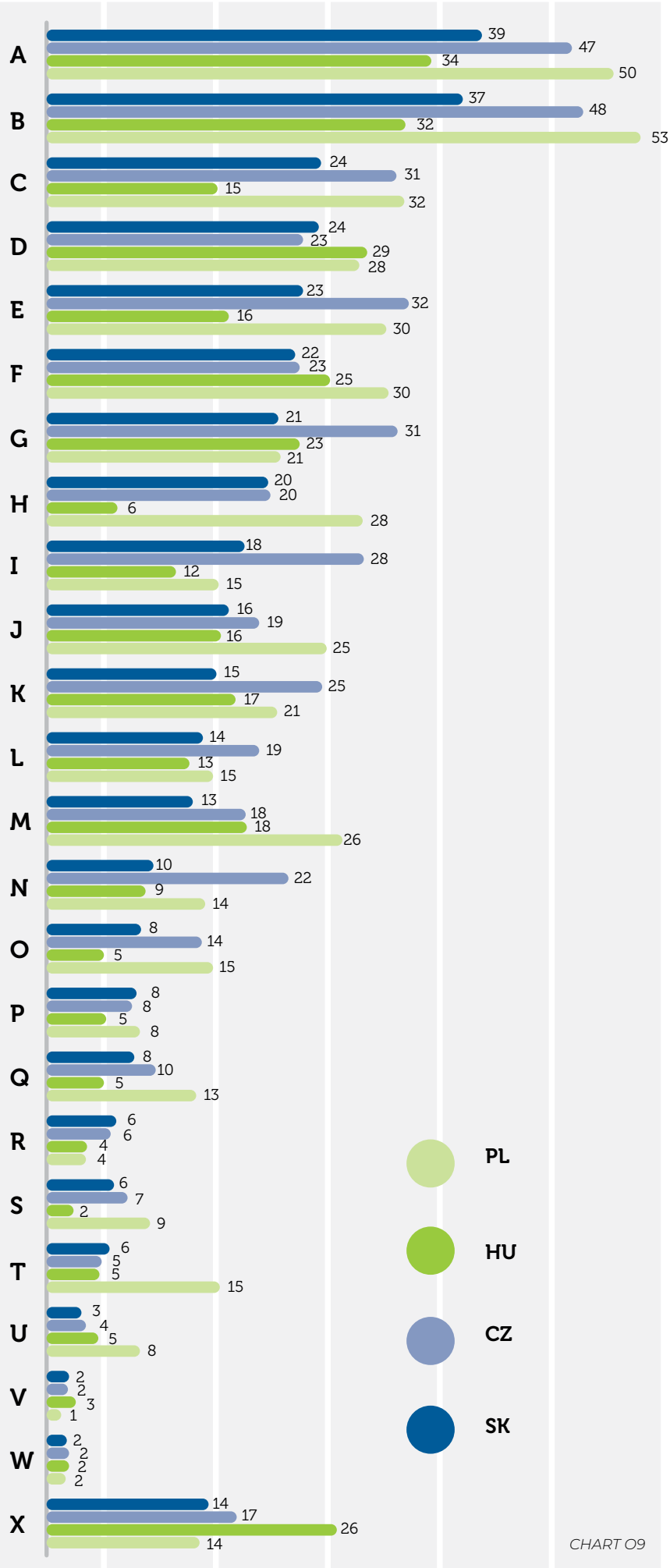


CHART 09

INITIATORS OF ENGAGING IN PUBLIC ACTIVITIES

The survey clearly shows that young people in the age of 15 – 24 most often decide by themselves which activity to take part in. Two thirds of young people in Poland and in the Czech Republic (67% and 68% respectively) reported that participation in various surveyed activities is mainly from their own initiative. Responses of young Hungarians show that the ratio there is even higher and represents three quarters of respondents (78%), while in Slovakia it is somewhat more than half of respondents (57%).

More detailed analysis has shown a connection between the answers and sex as well as the age of young people, in particular in Slovakia. Young men, young people in the age of 20 – 24 more often designate their activities as their own initiative. Compared to that, young women and young people in the age of 15 – 19 more often designate for initiators their family members and also other people – famous people, teachers, youth workers, etc. In other countries, the differences in the responses of young people are not statistically significant.

As the second “strongest” initiator of the participation in activities of young people are their friends. 19% of young Slovak people report this reason, along with 14% of Czech and Polish respondents and 8% of Hungarians. Family members have relatively strong influence – reported by 11% of Czech and Hungarian people, 10% of Slovaks and 8% of Polish people.

Influence of other people or subjects is from the point of participation of young people in various activities rather low. The exception of higher rate of influence of other persons appears in case of young Slovaks (10%) and Polish people (7%) – other persons in the meaning of famous people, teachers, youth workers, etc.

Who is usually the main initiator of your participation in such activities that are related to political or social issues?

If she/ he has attended or participated in any activities.

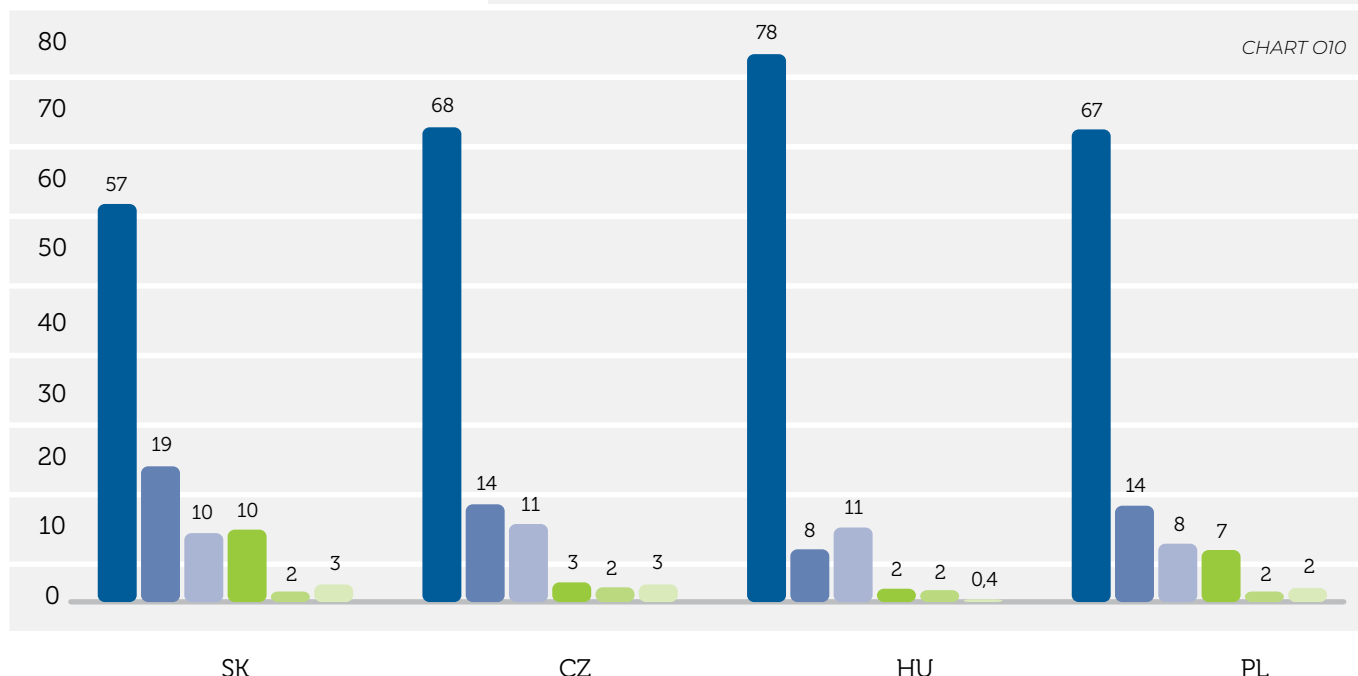


CHART 010

- It is an initiative of a civic association or NGO.
- It is an initiative of a political party or movement.
- It is an initiative of social leader
- It is an initiative of my family members.
- It is an initiative of my friends.
- It is my own initiative.

OPINIONS OF YOUNG PEOPLE ON POLITICS AND CIVIL INVOLVEMENT

Attitudes of young people towards politics, participation in politics were researched within the survey also through measuring of the rate of consent with various statements related to elections and life of youth.

Disappointment with politics, heavily widespread among the population of the central European countries, is also shared by young people. It is clearly reflected in the support of the statements like **“the politicians don't really care about us”** and **“the politics needs new faces, new leaders”**. With the first one agrees 82% of Slovak people and also 77% of Polish and 72% of Czech and Hungarian people. With the latter one agrees 87% of Polish people and the same number of Slovaks, as well as 84% of Czechs and 80% of Hungarians.

The opinion that “the politicians don't really care about us” among Slovak people is more presented by women, young people in the age of 20 – 24, high school graduates and young people living with their parents. In the Czech Republic, the opinion is similarly popular among young people in the age of 20 – 24, high school graduates, as well as university students and working young people. The situation is similar in Hungary: the opinion is mostly supported by young people in the age of 20 – 24, currently studying young people and those living with their partner. In Poland, the opinion is mostly spread among women, young people in the age of 20 – 24, high school graduates, university graduates and young working students.

With the second statement – “the politics needs new faces” – in Slovakia agree more young people in the age of 20 – 24, young people with university education, young working students and citizens of the capital. In the Czech Republic are the advocates of this opinion more often women, while in Hungary this is more shared by young people living in towns with over 5 thousand inhabitants. Among young Polish people this is more supported by 20 – 24 year olds, young university graduates, young people living in cities and in the capital city and also young people who are currently studying and also young working students.

The number of sceptics among young people in relation to politics is significant. More than half of young people in Slovakia (60%) as well as in Hungary (60%) believe that **“in the end, all political parties are the same”**. In the Czech Republic and in Poland is this belief shared by about half of young people (52% ad 50% respectively).

In Slovakia, this statement is more promoted by women, young people in the age of 20 – 24 and young people living in settlements with over 5 thousand inhabitants. In the Czech Republic this is also more supported by women and young people with high school education without graduation. In Hungary is also this statement supported more by women, young people in the age of 20 – 24, young people living in settlements with over 5 thousand inhabitants and those, who live with their partner. The same situation is in Poland: the opinion is shared mostly by women, young people in the age of 20 – 24 and university graduates.

Civil involvement does not have many supporters among young people from the V4 countries either. The opinion that **“it makes sense to join political parties or youth organisation related to a political party”** is shared by approximately half of Polish (53%) and Slovak people (45%). Even less sympathisers are in the Czech Republic (43%), not to even

mention young people in Hungary – here it is supported by only 28% of respondents.

In Slovakia, this opinion is more frequently shared by young people living in settlements with over 5 thousand inhabitants and young working students. In the Czech Republic is this opinion supported more by men, young people in the age of 15 – 19 and young people with a long-term experience of living abroad. In Hungary is this statement supported more by men and young people with a long-term experience of living abroad.

Young people do not see sense in being members of various organisations. In particular, consent with the opinion that **“it makes sense to join youth organisations”** was reported by 64% of Polish and 60% of Czech people, but only by 52% of Slovaks and 41% of Hungarians. With the membership in civil organisation (**“it makes sense to join civil organisations”**) sympathise two thirds of young people in Poland (65%), half of young people in the Czech Republic and in Slovakia (53% and 52% respectively) and only 41% in Hungary.

Support of the membership in a youth organisation is among young Slovak people more spread among women, young people with university education and young people who at the same time work and study. In the Czech Republic, the opinion is more shared by women and young people living in settlements with over 5 thousand inhabitants. In Hungary, it is supported more often by young people with a long-term experience of living abroad.

The supporters of the membership in a civil organisation are in Slovakia more often university graduates, young working students and those who live in cities. In Hungary, bigger supporters of this statement are university educated young people and citizens of the capital. In Poland, the opinion is more often shared by young people in the age of 15 – 19.

Mostly rejected is involvement in political party: consent with the statement that **“it makes sense to join political parties”** was presented by half of Polish people (51%), but only by 40% of Slovaks and Czechs and a quarter of Hungarians (25%).

Supporters of this opinion in Slovakia are more often men, young people with university education, young people living in settlements with over 5 thousand inhabitants. In the Czech Republic is the opinion also supported more by men and young people with a long-term experience of living abroad. The same situation as in the Czech Republic is also in Hungary and in Poland, where the opinion is also shared by young people living in settlements with over 5 thousand inhabitants.

In general, young people do not share the belief that **“youth organisations have an influence on the governmental policy”**. Approximately one third of young Polish people (35%) and even less Slovaks and Hungarians (25%) and Czechs (20%) agree with this statement.

OPINIONS OF YOUNG PEOPLE ON ELECTIONS

Among young Slovak people with this opinion sympathise more men, young people in the age of 15 – 19, young people with high school education without graduation. This opinion is in the Czech Republic more popular among young people with elementary education, young people living in settlements with over 5 thousand inhabitants, currently working young people and young people with a long-term experience of living abroad.

More than three quarters of young people in Poland (78%) agree with the opinion (strongly or somewhat agree) that **“participation in parliamentary elections is a duty of a citizen”**. In Slovakia with this opinion agree 71% of respondents, compared to the Czech Republic with 62% and Hungary with 60%.

In Slovakia, this opinion is shared more by university students and citizens of the capital. In the Czech Republic is this statement supported more by men, young people in the age of 20 – 24, young people with university education, young people living in settlements with over 5 thousand inhabitants and young working students. Very similar situation is in Hungary: the statement has more support among young people in the age of 20 – 24, young people living in settlements with over 5 thousand inhabitants. In Poland, it is also shared more by women, young people in the age of 20 – 24, young people with university education, young working students and young people living in cities and in the capital.

The opposite attitude – **“elections are only a waste of time and money”** – is supported by almost half of Hungarians (46%). In the other countries it is supported by “fewer” respondents: 41% in Slovakia, 30% in the Czech Republic and 29% in Poland.

This opinion is more frequently supported in Slovakia by young people with high school education without graduation, currently working young people, young people living in villages and young people with a long-term experience of living abroad. In the Czech Republic, the opinion is supported more by young people with high school education without graduation, young people who are currently working and those with a long-term experience of living abroad.

In Hungary, this statement is more frequently supported by young people in the age of 20 – 24, currently working people and young people living in cities. In Poland, this statement is shared more by currently working young people, young people living in small towns and those with a long-term experience of living abroad.

Pro-participative approach that **“the election is a chance of demonstration of our interest”** is supported by majority of young people in Poland and in Slovakia (78% and 73% respectively), less respondents sympathise with this statement in Hungary (63%) and in the Czech Republic (58%).

The statement that **"the result of parliamentary elections has an influence on my life"** is taken with a grain of salt. The expectation is young people in Hungary, where more than three quarters of young people (78%) agree with this statement. In the other countries is the impact of the result of elections on one's life accepted in lesser extent: 68% of Slovaks, 62% of Czechs and 60% of Poles.

In Slovakia with this opinion more agree young people with university education, young people living in settlements with over 5 thousand inhabitants and young working students. In the Czech Republic, the opinion is shared more often by men, young working students and those with a long-term experience of living abroad. Among Hungarian young people, this opinion is more supported by young people living in settlements with over 5 thousand inhabitants. In Poland, the opinion is supported more by university educated young people, young people living in cities and in the capital city and young people with a long-term experience of living abroad.

Regarding the participation in municipal election, the attitudes are identical to the attitudes about the participation in parliamentary elections. In particular, 78% of young Polish people and 70% of Slovaks believe that **"participation in municipal elections is a duty of a citizen"**. Compared to that, in the Czech Republic, this opinion is supported by 63% of young people and in Hungary it is 60%.

In Slovakia, the support of this opinion is more common among young people with university education and young working students. In the Czech Republic, this is also supported more by the university students. In Hungary, this opinion is more supported by young people in the age of 20 – 24, university educated young people, young people living in settlements with over 5 thousand inhabitants and also by young people with a long-term experience of living abroad. Among young Polish people, the opinion is more often shared by university educated people, young people who are currently studying and young people living in the cities and the capital city.

The sense of municipal elections is also underrated. For example, almost half of young Polish people (47%) agree with the opinion that **"municipal elections are more important than parliamentary elections"**. In the other countries it is approximately one third of young people: 36% in the Czech Republic and in Slovakia and 34% in Hungary.

In Slovakia, this statement is more supported by young people living in settlements with fewer than 5 thousand inhabitants and young people with a long-term experience of living abroad. In the Czech Republic, this opinion is more often supported by young people living in small towns. In Poland, this opinion is more supported by young people in the age of 20 – 24, young working students and currently working young people.

OPINIONS ON YOUTH, YOUTH ORGANISATIONS AND UNDERSTANDING OF OWN INFLUENCE

Approximately one quarter of young people agrees with the opinion that **“the problems of youth are different from the problems of other generations”**. In particular, it is 80% of young Polish respondents, 74% of Slovaks, 72% of Hungarians and 71% of Czechs.

This opinion is among young Slovak people more shared by young people in the age of 20 – 24 and young people living with their parents. In the Czech Republic, more young people in the age of 15 – 19 share this view. In Hungary, this attitude is more frequently shared by young people living with their parents. In Poland, this belief is supported more by working young people.

Young people do not share the same opinion on whether **“young organisations around them connect to the civil society”**. On one hand, 78% of Polish and 69% of Slovak respondents agree with this statement. On the other hand, the support of this opinion among young people in Hungary and in the Czech Republic is lower – in particular, 47% and 37% respectively.

In Slovakia, the consent with this opinion is more expressed by young people in the age of 20 – 24, young people with university education and young people who at the same time work and study. In comparison, in the Czech Republic this opinion is shared more by young people in the age of 15 – 19 and those living with their parents. In Poland, this opinion is more shared by young working students.

There is a general consent in the opinion that youth organisations are not the same as political parties. With the opinion that **“youth organisations around them are like political parties”** agree more than a third of young people in Hungary and in Poland (37% and 36% respectively) and somewhat less in Slovakia (30%) and in the Czech Republic (21%).

In Slovakia, this opinion is more often supported by men, young working people and young people living in villages. Among young people in the Czech Republic, the opinion is also more supported by men, young people in the age of 15 – 19 and young people with elementary education. In Hungary, with the statement more identify young people in the age of 20 – 24 and young people with high school education without graduation. In Poland, it is also men, who agree more with this opinion, as well as young people in the age of 20 – 24, young people with university education and also those who are working and have a long-term experience of living abroad.

Who influences the lives of young people? Belief that **“the European Union has an influence on the youth in my country”** share approximately two thirds of young people in each monitored country: 69% in Hungary, 65% in the Czech Republic, 62% in Poland and 60% in Slovakia. Somewhat less is shared the opinion that **“governments of neighbouring countries have an influence on the life of youth”** – this is supported by approximately half of young people of the V4 countries. In particular, this opinion is mostly reported by Polish people (65%), somewhat less by Slovaks (59%) as well as Czechs (55%) and by half of Hungarians (50%).

In Slovakia, the first opinion is more presented by young people in the age of 20 – 24, as well as by young people living in the capital. In comparison, in the Czech Republic the statement is more supported by men and young working students. The second opinion is in Hungary more often supported by women and young people who are currently working. In Poland, this opinion is shared more by young working students.

Approximately the same number of young respondents share the view that **“what affects my life is, above all, the local community I live in”**. Here, the leaders of the opinion are again Polish people (75%), followed by Czechs (69%), Hungarians (67%) and finally Slovaks (55%).

Only approximately two thirds to half of young people understand how the society and policy works. In particular, this opinion is shared by 73% of Polish respondents, 65% of Slovaks, somewhat less Hungarians (59%) and Czechs (55%). Majority of young people, however, **“believe that democracy is the best political system for my country”**. This is believed by 79% of Czech, 73% of Polish, 70% of Slovak and 69% of young Hungarian respondents.

Belief that “I do understand how the society and policy works” is in Slovakia shared more by men, young people in the age of 20 – 24, young people with university education and young working students. Similar is the support of this opinion in the Czech Republic: it is shared more by men and young people from the capital city. Among young Hungarian people the opinion is shared more by men, young people in the age of 20 – 24, university graduates, young people living in settlements with over 5 thousand inhabitants and young working students, as well as working youth. In Poland, we can find similar support: the opinion is more frequently shared by men, young people living in cities and in the capital, young working students and those with a long-term experience of living abroad.

The second opinion – “democracy is the best political system for my country” – is in Slovakia more supported by young people living in settlements with over 5 thousand inhabitants, young working students and also by citizens of the capital. In the Czech Republic, the opinion is more often shared by young people with higher level of education (high school graduates as well as university educated people), young people living in settlements with over 5 thousand inhabitants and young people who are currently studying. In Hungary, this opinion is more often supported by university educated youth and citizens of the capital. In comparison, in Poland this opinion is shared more by young women and currently studying youth.

In each of the monitored countries **the belief prevails that young people can influence things around them and are able to shape their lives as they wish**. With the first statement – “I do believe I can influence things around me”, the most agree young people from Poland and Slovakia (74% and 72% respectively), but the young people from Hungary (69%) and the Czech Republic (60%) do not fall short. With the second statement – “I do believe I can shape my life as I wish” agree 85% of Slovak, 84% of Polish and 83% of Czech respondents and somewhat less young people from Hungary – 77%.

Among the Slovak youth, the belief that “I do believe I can influence things around me” is more shared by young working students. In the Czech Republic, this is more supported by men, young people with university education, young people living in settlements with over 5 thousand inhabitants and young working students. In Hungary, this opinion is more shared by young people who are currently studying and the ones living in the capital city. In Poland, the opinion is more shared among young working students and among citizens of the capital city.

The second statement – “I do believe I can shape my life as I wish” – is among the Czech youth shared mostly by young people with university education and young working students. Among the young people in Hungary, this opinion is more frequently shared by young people living in settlements with over 5 thousand inhabitants. In Poland, this is more common for young people living in the capital city and young working students.

The situation is worse with the belief about the impact on political decisions. With the statement that **“I do believe I can influence political decisions”** agrees only approximately one quarter of young people. In particular, it is 27% of Polish and Slovak respondents and 26% of Hungarian and 25% of Czech respondents.

This belief is shared in Slovakia mainly by men and young people living in cities. In the Czech Republic, the support of this belief is similar: it is more often shared by men, young people living in settlements with over 5 thousand inhabitants. In case of young people from Hungary, this opinion is more common for young people living in settlements with over 5 thousand inhabitants and citizens of the capital city. In Poland, this opinion is shared more by men.

To what extent do you agree or disagree with the following statements? Part 1*

* Note: In the charts there are for individual statements the opinions of the respondents sorted separately for each country: first Slovakia, then the Czech Republic, Hungary and Poland.

-  strongly disagree
-  somewhat disagree
-  somewhat agree
-  strongly agree

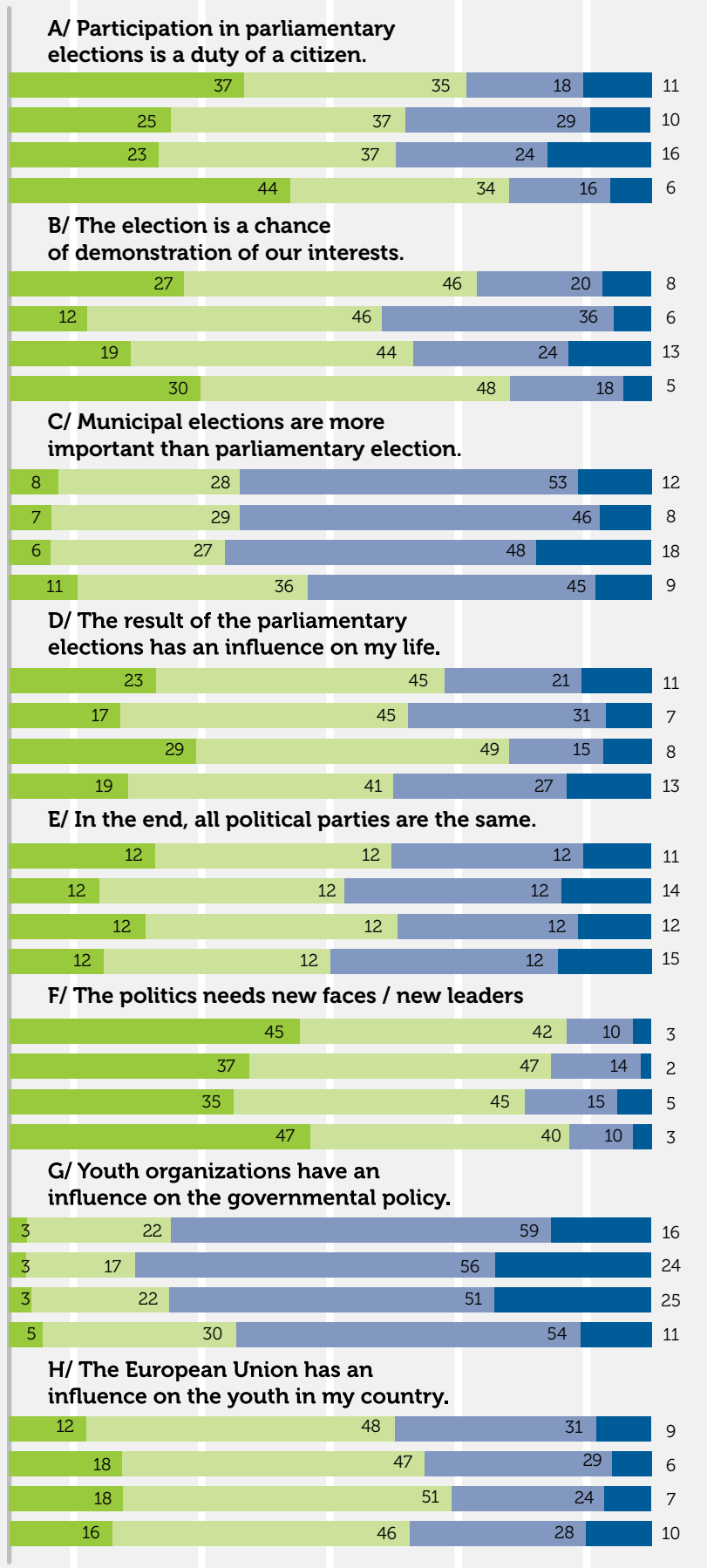


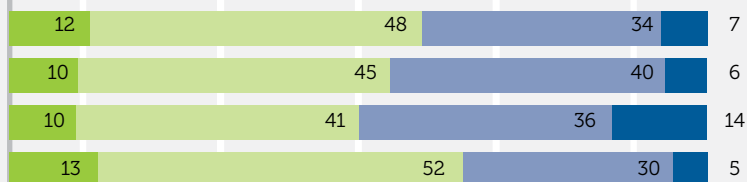
CHART 014

To what extent do you agree or disagree with the following statements? Part 2*

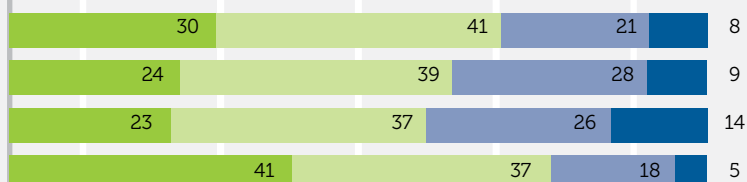
* Note: In the charts there are for individual statements the opinions of the respondents sorted separately for each country: first Slovakia, then the Czech Republic, Hungary and Poland.

-  **strongly disagree**
-  **somewhat disagree**
-  **somewhat agree**
-  **strongly agree**

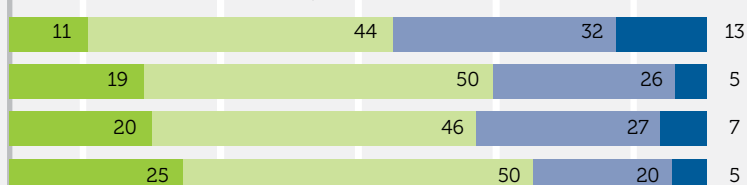
I/ Governments of the neighboring countries have an influence on the life of youth.



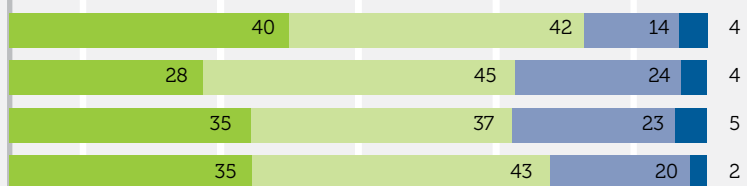
J/ Participation in municipal elections is a duty of a citizen.



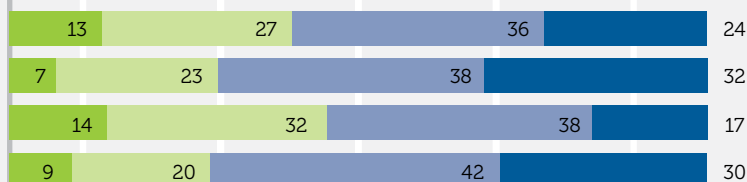
K/ What affects my life is, above all, the local community I live in.



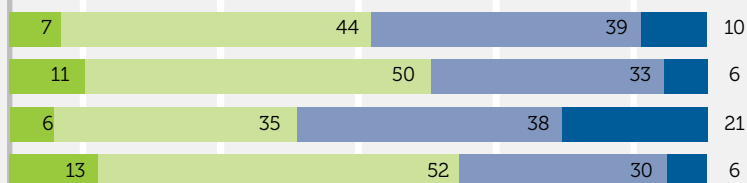
L/ The politicians don't really care about us.



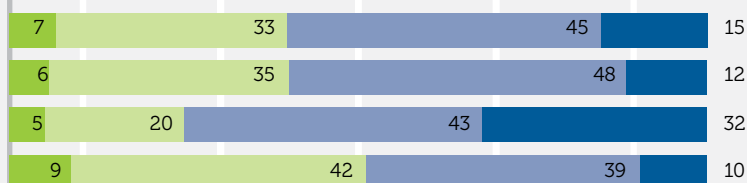
M/ Elections are only a waste of time and money.



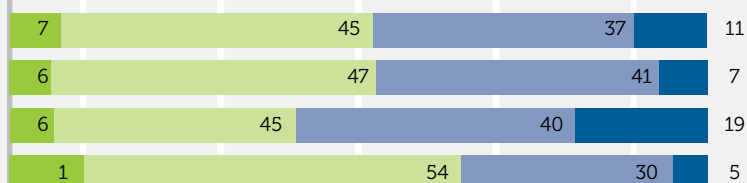
N/ It makes sense to join youth organisations.



O/ It makes sense to join political parties.



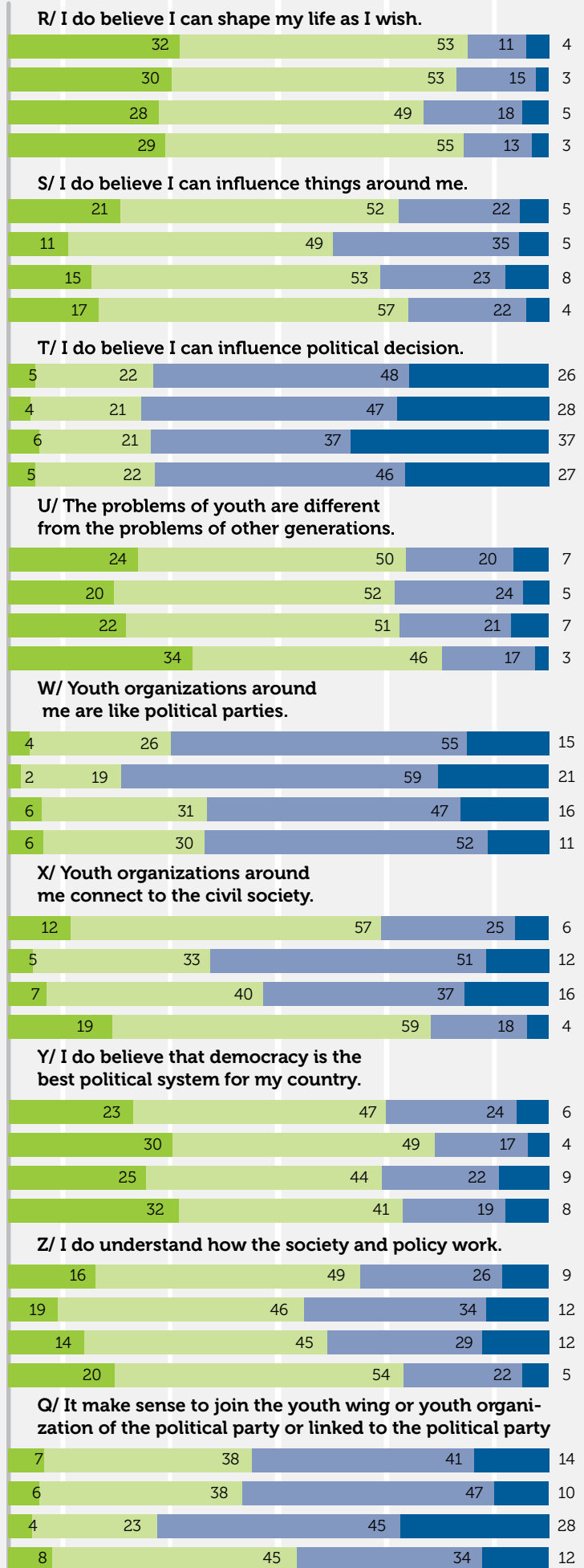
P/ It makes sense to join civil organisations.



To what extent do you agree or disagree with the following statements? Part 3*

* Note: In the charts there are for individual statements the opinions of the respondents sorted separately for each country: first Slovakia, then the Czech Republic, Hungary and Poland.

-  strongly disagree
-  somewhat disagree
-  somewhat agree
-  strongly agree



6 Summaries in National Languages

Hlavné závery

SEBAREFLEXIA MLADÝCH ĽUDÍ

Zistené údaje naznačujú, že mladí Slováci majú v porovnaní s ostatnými krajinami najviac skúseností s dlhším pobytom v zahraničí. Viac ako 3 mesiace v zahraničí strávilo 40% mladých Slovákov, nasledujú mladí z Maďarska (34%), Poľska (28%) a napokon z Čiech (24%).

Väčšina respondentov, ktorí mali skúsenosť s pobytom v zahraničí, túto skúsenosť zároveň hodnotila kladne. Priemerné známky v jednotlivých krajinách boli nasledovné: Česká republika 1,89; Slovensko 1,95; Maďarsko 1,99 a Poľsko 2,10.

Predstavy mladých ľudí o svojom živote v priebehu najbližších 3 rokov sú prevažne optimistické. Zároveň však pomerne vysoký podiel mladých ľudí odhaduje, že sa v tomto časovom horizonte presťahujú do zahraničia natrvalo. Uviedla tak takmer polovica mladých ľudí z Čiech (46%), čo je najvyšší podiel zo všetkých krajín V4. S týmto názorom tiež súhlasí („úplne“ alebo „skôr“) viac ako tretina mladých z Maďarska (37%) a približná tretina mladých zo Slovenska (29%). Najmenej často sa s touto predstavou stotožňujú mladí Poliaci (19%).

Mladí ľudia si dôverujú v tom, že v najbližšej dobe budú mať stabilnú prácu a budú schopní splácať svoje účty. V tomto prípade sa v odpovediach v rámci regiónu najviac optimistickí mladí Maďari, najviac pesimistickí naopak mladí Poliaci. Podobne je to aj v rovine predstáv, či budú mladí v najbližších troch rokoch schopní zvládať platiť svoje účty.

Rovako regionálne rozdielne sú aj výsledky odpovedí na otázky o vlastnej rodine: kým v prostredí mladých z Maďarska až dve tretiny dúfajú, že budú schopní založiť si vlastnú rodinu, ak budú chcieť; na druhej strane toto presvedčenie zdieľa „len“ tretina mladých Poliakov. Obdobne vyzerajú výsledky odpovedí na otázku či v najbližších troch rokoch budú mladí žiť samostatne nezávisle od rodičov. Najväčšími pesimistami sú v tejto otázke opäť respondenti z Poľska. Mladí Česi a Slováci sú v týchto otázkach tiež skôr na strane optimistov.

Mladí ľudia regiónu V4 vo veku 15 až 24 rokov pociťujú najvyššiu mieru podpory zo strany rodiny, svojich priateľov či partnera. Po nich nasleduje škola alebo pracovisko, kde aktuálne respondent študuje/pracuje.

V prípade podpory zo strany iných ľudí či skupín ľudí sa názory mladých ľudí v regiónu V4 rozchádzajú. Výrazné odlišnosti nachádzame pri podpore miestnej komunity. Kým v Čechách veľkú podporu z jej strany uvádza len 8% respondentov, v Poľsku takúto podporu uvádza viac ako štvornásobok mladých ľudí (34%). Podobne je to aj s vnímaním cirkvi. Kým v Čechách veľkú podporu z jej strany uvádza len 8% respondentov, v Poľsku takúto podporu uvádza 22% mladých.

Samostatnou témou sa ukazuje byť morálna podpora krajiny, v ktorej mladí ľudia žijú. Zatiaľ čo v Poľsku 14% mladých ľudí uvádza veľkú morálnu podporu zo strany svojej krajiny, takúto podporu v Čechách uvádza 7% opýtaných či po 8% na Slovensku a v Maďarsku.

Mladí ľudia z krajín V4 sa zhodujú v názore, že majú veľký vplyv na svoj životný štýl, spôsob trávenia voľného času, ako aj na svoje vzdelanie. Pomerne silní sa cítia byť mladí aj pri možnosti prejavovať svoju

vieru/ vierovyznanie; ako aj možnosti prejavit' svoje záujmy.

Na druhej strane, najmenší vplyv deklarujú mladí v prípade krajiny a aj sídla teda mesta alebo obce, v ktorých žijú. Konkrétne, žiadny vplyv na krajinu, kde žijú uvádza až 28% Čechov, 17% Slovákov, 15% Maďarov a napokon 13% Poliakov. Žiadny vplyv v prípade mesta/ obce, v ktorom žije uvádza až 15% Čechov, 13% Slovákov, 11% Maďarov a 7% Poliakov.

Rozdielnosť politickej kultúry v sledovaných štyroch krajinách sa odráža v odpovediach na otázku akú mieru vplyvu majú mladí na rôzne politické inštitúcie a oblasti. Mladí vo všetkých krajinách sú v otázkach politického vplyvu na strane „skeptikov“. Väčšina z nich totiž deklaruje žiadny vplyv resp. veľmi malý vplyv. Miera odhadovaného vplyvu sa však líši od krajiny ku krajine. Najväčší skepticizmus, resp. najvyšší pocit bezmocnosti nachádzame u mladých Maďarov. V prípade všetkých sledovaných inštitúcií približne tri štvrtiny týchto respondentov deklarovalo, že nemajú „žiadnen vplyv“.

Jednoznačne najvyššia miera odmietania je vyjadrovaná voči ľuďom, ktorí sú závislí na drogách. Tí sú na prvej priečke pomyselného rebríčka sociálneho dištancu v každej z jednej krajín V4. Na „popredných“ miestach sa však umiestňujú aj Rómovia, politickí extrémisti a ľudia, ktorí veľa pijú alkohol. Kým v týchto postojoch sú si veľmi podobní mladí Slováci a mladí Česi, situácia v Maďarsku a Poľsku je trochu iná. Tu viac ako polovica z nich zamietá aj moslimov, citovo nestabilných ľudí, ako aj ľudí z arabských krajín.

Skúsenosť s členstvom v mládežníckych organizáciách a s dobrovoľníctvom

Približne tretina mladých z krajín V4 má skúsenosť s členstvom v mládežníckych organizáciách ako sú napr. skauting, YMCA, pionieri, Mládež Slovenského červeného kríža, Mladí hasiči a pod.. Naopak, približne dve tretiny mladých takúto skúsenosť ešte vôbec nemajú. Najčastejšie skúsenosť s členstvom popisujú mladí z Poľska, po nich nasledujú mladí z Čiech a Maďarska. Najnižšiu mieru skúsenosti s členstvom v mládežníckej organizácii majú mladí ľudia zo Slovenska.

Približne každý desiaty mladý človek vo veku 15 až 24 rokov sa pravidelne zúčastňuje na dobrovoľníckych aktivitách. Najvyššiu mieru pravidelného dobrovoľníctva zaznamenávame na Slovensku a v Čechách, nasleduje Maďarsko a Poľsko.

Skúsenosť s dobrovoľníctvom doteraz nemá až 40% mladých Čechov a 35% mladých Slovákov. V ostatných krajinách V4 je tento podiel ešte nižší.

Užívanie sociálnych médií mladými ľuďmi

Mladí ľudia z krajín V4 najčastejšie denne trávia čas na Facebooku a YouTube. Web je tiež bežne používaný na dennej báze na vyhľadávanie informácií a posielanie e-mailov. Masmediálne správanie mladých sa v rámci jednotlivých krajín líši, odlišná je miera frekvencie užívania internetu resp. využívania rôznych sociálnych sietí.

Facebook a YouTube: viac ako polovica mladých trávi hodinu a viac denne na Facebooku, zvyšok mladých sa hlási k nižšej frekvencii denného užívania. Na opačnom konci škály intenzity „užívania“ sociálnych sietí stoja médiá ako Twitter, Snapchat či Instagram. Zároveň medzi jednotlivými krajinami pozorujeme u mladých ľudí rozdiely v užívaní rôznych sociálnych sietí.

Mladí ľudia zo všetkých krajín V4 uvádzajú, že sociálne médiá využívajú predovšetkým na četovanie; sledovanie priateľov a na hobby, koničky. Ostatné motívy sú uvádzané v oveľa nižšej frekvencii.

Hlavným zdrojom informácií o politike a aktivitách politických strán v jednotlivých krajinách sú pre mladých sociálne siete a televízia. Uvádza to v každej jednej krajine V4 polovica resp. viac ako polovica respondentov. Podobne však – ako napr. pri frekvencii používania sociálnych sietí – sú aj v tomto prípade rozdiely medzi mladými v jednotlivých krajinách V4.

Miera nezáujmu o informácie z politiky a o aktivitách politických strán vo vlastnej krajine je v sledovaných štyroch krajinách takmer rovnaká – uviedlo ju 11% mladých z Čiech a Maďarska, a 8% mladých zo Slovenska a Poľska.

Rozdielnosť politickej kultúry v sledovaných štyroch krajinách sa odráža v odpovediach na otázku, akú mieru dôvery majú mladí voči rôznym politickým inštitúciám a oblastiam. Mladí vo všetkých krajinách sú v otázkach dôvery veľmi kritickí a rozlišujú medzi jednotlivými úrovňami riadenia krajiny, ako aj jednotlivými inštitúciami. Miera dôvery sa však líši od krajiny ku krajine.

V prípade miestnej správy, samosprávy prevažuje dôvera nad nedôverou: u mladých Čechov, ako aj Poliakov je to zhodne po 65%, o niečo nižšia je dôvera u Slovákov (57%), a v prípade Maďarov je dôvera na hrane s nedôverou (51% verzus 49%). Podobne aj v prípade župy prevažuje dôvera nad nedôverou vo všetkých krajinách – s výnimkou Slovenska. Z mladých Slovákov vyjadřila dôveru župe len približne tretina opýtaných .

Dôvera voči vláde, prezidentovi ako aj parlamentu krajiny je v jednotlivých krajinách veľmi rozdielna. Konkrétne na Slovensku prezidentovi dôveruje až 59% mladých, naproti tomu, vláde a parlamentu dôveruje len približná pätina mladých Slovákov.

V prípade Poľska je dôvera voči prezidentovi krajina rovnako vysoká ako nedôvera, vláde však už dôveruje „iba“ tretina opýtaných, a parlamentu ešte menej mladých ľudí (27%). Situácia v Čechách je odlišná, tu nedôvera prevažuje nad dôverou. Presnejšie, prezidentovi krajiny dôveruje 42% mladých; parlamentu 36% respondentov a vláde dôveruje tretina mladých (33%).

V prípade mladých Maďarov je celková dôvera voči týmto trom najvyšším inštitúciám najnižšia, a nedôvera silno prevažuje. Vláde tu konkrétne dôveruje 24% mladých, parlamentu 25% a prezidentovi 26% respondentov.

Mladým respondentom boli predložené na posúdenie rôzne výroky súvisiace s fungovaním štátu, toleranciou, slobodou a životným prostredím. Mladí sú na jednej strane zástancami paternalistickej zodpovednosti štátu voči svojim obyvateľom, na druhej strane nie sú jednotní v názore o kompetenciách / kompetentnosti štátu v oblasti ekonomiky.

Väčšina mladých vo všetkých štyroch krajinách je presvedčená, že „štát by mal zabezpečiť prácu pre každého, kto chce pracovať“. Najsilnejšie toto presvedčenie prezentovali mladí zo Slovenska, ale ani ostatní nezaostávajú. Mladí sú tiež presvedčení o tom, že „štát by mal prijímať také opatrenia, ktoré budú znižovať príjmové rozdiely medzi ľuďmi“.

V otázkach zasahovania štátu do ekonomiky sa názory mladých rôznia, v jednotlivých krajinách je nazeranie na túto problematiku odlišné. Približná polovica mladých súhlasí s postojom, že „čím menej štát zasahuje do ekonomiky, tým lepšie“. V Čechách a Maďarsku je o tom presvedčená viac ako polovica mladých, na Slovensku a v Poľsku o niečo menej

Sympatie voči silnej ruke štátu, ktorej zástancom sa ukázali byť najmä mladí Slováci, potvrdili mladí aj v ďalších otázkach súvisiacich s vnímaním slobody. Napríklad takmer polovica mladých na Slovensku súhlasí s tým, že „cenzúra filmov, časopisov alebo internetu je nevyhnutná pre podporu morálky v spoločnosti“. V ostatných troch krajinách je tento podiel sympatizantov nižší.

Hoci problematika migrantov nebola predmetom výskumu, negatívne postoje obyvateľov krajín V4 voči migrácii a migrantom vôbec zrkadlí aj mladá generácia. S názorom, že „pristahovalci by mali mať slobodnú možnosť žiť svoj život podľa svojich predstáv“, sa stotožňuje 45% mladých Poliakov, 37% Slovákov, 34% Čechov a „len“ 28% Maďarov. Vo všetkých krajinách teda nesúhlas prevyšuje súhlas.

Mladí ľudia sú tradične nositeľmi myšlienok ochrany prírody, životného prostredia. Preukázali to aj v tomto prieskume, keď sa postavili skôr na stranu ochrany prírody. Konkrétne napríklad s postojom „nepotrebuje ochraňovať prírodu“ súhlasí len približne desatina mladých v krajinách V4. Konkrétnejší postoj „pre mňa sú oveľa dôležitejšie iné veci, ako je ochrana životného prostredia“, však už zdieľa približná tretina Slovákov a Čechov (31% resp. 32%), a ešte viac mladých Maďarov a Poliakov (rovnako po 46%).

Mladých ľudí sme sa v prieskume pýtali akých rozmanitých verejných/politických aktivít sa posledných 12 mesiacov zúčastnili. Ako najaktívnejší sa v tomto smere ukázali zo štyroch skúmaných krajín mladí z Poľska a Čiech. Zo širokého spektra aktivít pritom prevažujú diskusie a aktivity on-line.

Čo sa týka diskusií, tie sa odohrávajú predovšetkým v najužšom resp. najbližšom sociálnom prostredí. Teda medzi priateľmi, s rodičmi, či s partnerom alebo partnerkou. Menej často sa v tejto súvislosti hovorí o škole.

Online priestor predstavuje samozrejmu súčasť pre realizáciu aktivít s politickým či širším sociálnym obsahom. Potvrdzujú sa však zistenia iných prieskumov, že aktivity mladých v online priestore majú skôr pasívnu formu. Ide o aktivity ako sú preposielanie (posielanie) on-line liniek, článkov, hudby, videí apod., ktoré súviseli so sociálnymi alebo politickými témami (32% Poliakov a 31% Čechov).

Približne štvrtina mladých ľudí v krajinách V4 sa v uplynulých 12 mesiacoch zapojilo do dobrovoľníctva alebo dobrovoľníckej aktivity. Napríklad medzi Maďarmi sa takejto aktivite za posledný rok venovalo dokonca 29% mladých a podobne aj Poliáci (28%). Medzi Slováckmi a Čechmi je dobrovoľníctvo uvádzané u 24% resp. 23% mladých ľudí.

Z prieskumu vyplýva, že mladí ľudia vo veku 15-24 rokov jednoznačne sami najčastejšie rozhodujú o tom, do akej z aktivít sa zapoja. Dve tretiny mladých ľudí v Poľsku aj v Čechách uviedlo, že účasť na rozmanitých skúmaných aktivitách je hlavne ich vlastná iniciatíva. U maďarskej mládeže podiel týchto odpovedí ešte vyšší a presahuje tri štvrtinu respondentov, kým u Slovákov je to len viac ako polovica opýtaných.

Postoje mladých k politike, účasti na politike bola v prieskum skúmaná aj prostredníctvom merania miery súhlasu s rozmanitými výroky týkajúcimi sa volieb a života mládeže. Sklamanie z politiky, silne rozšírené v populácii stredoeurópskych krajín, zdieľajú aj mladí ľudia. Jasne to odráža vysoká podpora výrokov „politici sa o nás nezaujímajú“ a „politika potrebuje nové tváre, nových lídrov“, a to vo všetkých 4 krajinách na úrovni približne 80%.

Politická participácia

Viac ako tri štvrtiny mladých v Poľsku (78%) (rozhodne alebo skôr) súhlasí s názorom, že „účasť v parlamentných voľbách je povinnosťou každého občana“. Na Slovensku s týmto postojom súhlasí 71% mladých, na proti tomu v Čechách je to 62% a v Maďarsku je to 60%.

Pro-participatívny postoj, že „voľby sú príležitosťou ako môžete vyjadriť svoje záujmy“, má podporu väčšiny v mladých v Poľsku a na Slovensku (78% resp. 73%). Menší podiel mladých sympatizuje s týmto názorom v Maďarsku (63%) a v Čechách (58%).

Približne tri štvrtiny mladých ľudí súhlasia s názorom, že „problémy mladých ľudí sú iné ako problémy ostatných generácií“. Približne v rovnakej miere mladí ľudia zdieľajú názor, že „to čo ovplyvňuje môj život je predovšetkým miestna komunita, v ktorej žijem“.

Len približne dve tretiny až polovica mladých ľudí rozumie tomu, ako funguje spoločnosť a politika. Zároveň však väčšina mladých „verí, že demokracia je najlepší politický poriadok pre moju krajinu“. Myslí si to až 79% mladých Čechov, 73% mladých z Poľska, ako aj 70% mladých zo Slovenska ako aj 69% mladých z Maďarska.

Data ze šetření ukázala, že mladí Češi mají nejméně zkušeností s dlouhodobějším pobytem nebo životem v zahraničí. Tuto zkušenost má pouze 24% mladých Čechů. Oproti mladým Slovákům, kde tuto zkušenost má takřka 40% z nich, následovaní mladými lidmi z Maďarska (34%) a Polska (28%).

Většina mladých lidí tuto svoji zkušenost hodnotí pozitivně. Průměrné hodnocení připisované této zkušenosti na stupnici jedna až pět, kdy jedna je výbornou zkušeností, je v České republice 1,89; na Slovensku také 1,89; v Maďarsku 1,99 a v Polsku 2,10.

Vize mladých lidí o jejich životě v následujících třech letech jsou převážně optimistické. Nicméně, poměrně vysoká procenta mladých lidí jsou přesvědčena o tom, že se v tomto horizontu přestěhují a budou žít v zahraničí. V České republice to bylo, v kontrastu s reálnou minulou zkušeností takového pobytu, takřka polovina mladé populace (určitě ano a spíše ano odpovědělo na 46% mladých Čechů). To je největší procento v rámci zemí Visegrádské čtyřky. V Maďarsku je to více než třetina (37%), a na Slovensku necelá třetina (29%). Nejméně s tímto výrokiem souhlasili mladí lidé v Polsku (19%). Zde je nutno zmínit, že šetření se nezabývalo dílčí motivací, zdali je pozitivní či negativní, ani neověřovalo, nakolik jsou tato přesvědčení reálná a nakolik spíše obecným přáním.

Představa schopnosti platit své účty a životní náklady v tomto období je přibližně stejná.

Podobně odlišná jsou přesvědčení mladých lidí v otázce zakládání vlastní rodiny. Zatímco v Maďarsku jsou přesvědčeny dvě třetiny mladých (66%) o tom, že založí vlastní rodiny dle svých představ, v Polsku tomuto věří „jen“ 37% mladých lidí. Podobné je to s otázkou, zdali budou mladí v následujících třech letech žít samostatně mimo domov s rodiči. Největšími pesimisty v této otázce jsou mladí Poláci, zatímco v České republice a na Slovensku jsou mladí v tomto ohledu spíše pozitivně naladěni.

Mladí lidé ve věku 15 až 24 let cítí největší míru morální podpory ze strany svých rodin, přátel a partnerů. Dále následují školy a zaměstnání, v případě, že mladí studují či pracují.

Názory se však liší na míru morální podpory ze strany dalších

Hlavní zjištění v souhrnu



Sebereflexe mladých lidí

společenských skupin či osob. Signifikantní rozdíly byly identifikovány např. ve vnímání podpory ze strany místní komunity. Zatímco jen 8% respondentů z České republiky hodnotilo podporu ze strany místní komunity jako vysokou, v Polsku to bylo takřka čtyřikrát více (34%).

Podpora ze strany církvi je poté vnímána podobně. V České republice vnímá morální podporu církvi 8% mladých Čechů, v Polsku pak 22%.

Morální podpora ze strany státu, ve kterém mladí žijí, se zdá být samostatným tématem hodným další pozornosti. V Polsku hodnotilo vysokou míru morální podpory ze strany státu 14% mladých respondentů, v České republice to bylo jen 7% a na Slovensku a v Maďarsku 8%.

Mladí lidé napříč zeměmi Visegrádské čtyřky souhlasí s tím, že mají velký vliv na svůj životní styl, způsoby trávení svého volného času, stejně jako možnosti volby svého vzdělávání. Mladí lidé se cítí také relativně silní ve schopnosti manifestovat svoji víru/náboženství, stejně jako své zájmy.

Na druhou stranu, nejmenší míra osobního vlivu je vnímána v případě volby země a místa, kde žijí. Konkrétně, žádný vliv na volbu země reportuje 28% mladých lidí z České republiky, 17% ze Slovenska, 15% z Maďarska a 13% z Polska. V oblasti možnosti volby místa (města, vesnice...) žádný vliv uvádí 15% mladých lidí z České republiky, 13% ze Slovenska, 11% z Maďarska a 7% z Polska.

Odlíšnosti v politické kultuře v jednotlivých zemích jsou reflektovány v odpovědích na otázky vnímaného vlivu na politické a veřejné dění, možnosti ovlivnit jednotlivé politické instituce a oblasti života mladých lidí. Mladí lidé ze všech zemí jsou „skeptičtí“ v otázce jejich politického vlivu. Většina z nich udává žádný nebo jen velmi malý vliv na politické dění. Nicméně vnímaný vliv se liší stát od státu. Největší skepse nebo také pocit bezmocnosti je u mladých Maďarů. A to v případě všech sledovaných institucí - přibližně tři čtvrtiny respondentů z Maďarska uvádějí, že nemají “žádný vliv”.

Nejvyšší míra odmítání specifických sociálních skupiny je vyjádřena u lidí závislých na drogách. Tuto skupinu by za sousedy chtěli nejméně ve všech zemích V4. Nicméně, Romové/Cikáni, političtí extremisté a lidé nadměrně konzumující alkohol jsou také na “vedoucích příčkách” co se negativního postoje společnosti k nim týče. Zatímco mladí lidé z Česka a Slovenska většinou zaujímají podobné postoje, situace v Maďarsku a Polsku se do určité míry liší.

Muslimové, emočně labilní osoby, stejně jako lidé z Arabských zemí, jsou odmítáni více než polovinou respondentů.

Přibližně jedna třetina mladých lidí ze zemí V4 má zkušenost se členstvím v organizacích dětí a mládeže jako Skauti, YMCA, Pionýr, Mládež Červeného kříže, Mladí dobrovolní hasiči a další. Na druhou stranu dvě třetiny mladých lidí takovou zkušenost nemají vůbec žádnou.

Přibližně každý desátý mladý člověk ve věku 15 až 24 let se pravidelně dobrovolně angažuje. Nejvyšší míra pravidelného dobrovolnictví mládeže byla zaznamenána na Slovensku a v České republice (v obou případech po 11%), následně v Maďarsku (10%) and Polsku (6%).

Takřka 40% mladých Čechů a 35% mladých Slováků nemá žádnou zkušenost s dobrovolnictvím. Tyto poměry jsou nejnižší v rámci zemí V4.

Zkušenost se členstvím v organizacích dětí a mládeže a dobrovolnickými aktivitami

Využívání sociálních médií mladými lidmi

Mladí lidé ze zemí V4 většinou tráví své dny na Facebooku a na YouTube. Web je také široce využíván na denní bázi, a to zejména za účelem vyhledávání informací a vyřizování e-mailů. Využívání masmédií mladými lidmi se liší stát od státu; šetření zaznamenalo odlišné četnosti využívání internetu a využívání různých sociálních médií.

Facebook a YouTube: více než polovina mladých lidí stráví hodinu a více denně na Facebooku, zbytek mladých lidí udává nižší frekvenci denního využívání těchto médií. Nejméně jsou poté využívána média jako Twitter, Snapchat nebo Instagram. Zároveň vidíme odlišné styly a účely využívání sociálních sítí a médií v jednotlivých zemích.

Výrazná většina mladých lidí ze všech zemí V4 udává, že sociální média využívá především pro chatování (komunikaci), následuje kontakt s přáteli a účely spojené se zájmovou činností. Ostatní účely jsou udávány s výrazně menší četností.

Hlavními zdroji informací o politice, veřejném dění a aktivitách politických stran v jednotlivých zemích jsou sociální média a síť a televize. To vyjádřila ve všech zemích polovina či více mladých respondentů. Podobně, stejně jako při četnosti využívání sociálních médií, nacházíme ale i rozdíly v jednotlivých zemích V4.

Zájem o informace o politice a politických stranách je relativně stejně velký ve všech monitorovaných zemích – zájem vyjádřilo 11% mladých respondentů z České republiky a Maďarska, 8% poté ze Slovenska a Polska.

Důvěra v instituce

Odlišnosti v politické kultuře ve zkoumaných zemích jsou reflektovány také v hodnocení míry důvěry v politické a veřejné instituce a oblasti. Mladí lidé ve všech zemích jsou velmi kritičtí v oblasti důvěry. Hodnocení se však liší na individuální úrovni v závislosti na jednotlivých vládách, i na úrovni dalších institucí. Míra důvěry je odlišná také stát od státu.

V případě místních samospráv, důvěra převažuje nad nedůvěrou: pro mladé z Česka a Polska je míra důvěry shodná na úrovni 65%, o něco nižší je na Slovensku (57%) a v případě Maďarska je dokonce na hranici důvěry a nedůvěry (51% vs. 49%). V případě regionů také dominuje důvěra nad nedůvěrou – s výjimkou Slovenska. Jen přibližně třetina mladých Slováků důvěřuje politickému vedení svých regionů. Důvěra v politické instituce na celostátní úrovni je značně odlišná v jednotlivých zemích.

V případě České republiky převažuje nedůvěra nad důvěrou. U prezidenta je míra důvěry na úrovni 41%, u parlamentu 36% a vládě důvěřuje třetina respondentů (33%).

V případě Polska je důvěra v prezidenta prakticky vyvážená; nicméně jedna třetina důvěřuje vládě a o něco méně ještě parlamentu (27%).

V případě Maďarska je míra důvěry ve všechny tři tyto instituce nejnižší, a to jen kolem čtvrtiny mladé populace - nedůvěra tak výrazně převažuje. Necelá čtvrtina (24%) mladých důvěřuje vládě, 25% důvěřuje parlamentu a 26% prezidentovi.

Mladí respondenti byli dotázáni na řadu výroků souvisejících s politickým hodnocením spojenými se „správným“ fungováním státu a společnosti. Na jednu stranu jsou mladí lidé zastánci „paternalistických hodnot“ a odpovědnosti státu ve vztahu ke svým občanům; na druhou stranu, nejsou jednotní v kompetencích státu ve vztahu k hospodářství a míře zásahů státu do ekonomických procesů.

Většina mladých ve všech zemích V4 věří, že „stát by měl garantovat práci pro každého, kdo o ni má zájem“. Nejvýznamněji s tímto souhlasili mladí respondenti ze Slovenska, nicméně ostatní státy, včetně České republiky, kde je nejnižší míra nezaměstnanosti ve zkoumaném období, nejsou v tomto názoru pozadu. Mladí lidé také věří, že „stát by měl realizovat opatření na snižování nerovností ve výši příjmů mezi lidmi“.

V případě zásahů států do hospodářství se názory signifikantně liší v jednotlivých zemích. Přibližně polovina mladých lidí věří, že „čím méně stát zasahuje do hospodářství, tím lépe“. V České republice a v Maďarsku si to myslí více než polovina, na Slovensku a v Polsku potom o něco méně respondentů.

Sympatie k „silné ruce státu“ byly většinou vyjadřovány na Slovensku, což potvrzovaly odpovědi na různé otázky spojené s vnímáním svobody. Například, takřka polovina mladých lidí na Slovensku souhlasí s výrokem, že „cenzura filmů, časopisů či internetu je důležitá za účelem zachování morálních standardů ve společnosti“. V ostatních třech státech je poté podíl takových názorů spíše nižší.

Navzdory tomu, že témata spojená s uprchlictvím a migrací nebyla nijak zvlášť rozpracována v tomto šetření, negativní postoje zemí V4 a jejich obyvatel k migraci a migrantům byly částečně reflektovány i u mladé generace. S názorem, že „imigranti mají být svobodní v tom, jak chtějí žít své životy“ souhlasí 45% mladých lidí z Polska, 37% ze Slovenska, 34% z České republiky a „jen“ 28% z Maďarska. Ve všech čtyřech státech tak nesouhlas převažuje nad souhlasem.

Mladí lidé jsou tradičně podporovateli myšlenky ochrany životního prostředí. Toto potvrdilo i naše šetření, kde se k ochraně přiklonila významná většina ve všech státech. Například s výrokem, že „nepotřebujeme chránit přírodu“ souhlasí jen přibližně jedna desetina mladých lidí ze zemí V4. Dále, „podle mě, existuje řada důležitějších věcí než ochrana přírody“ si myslí přibližně „jen“ třetina mladých Čechů a Slováků (respektive 32% a 31%). Něco více palčivěji ostatní problémy vnímají mladí Poláci a Slovinci, kde s tímto výrokem souhlasilo shodně po 46% respondentů.

V rámci šetření jsme se zeptali mladých lidí na jejich veřejnou/politickou aktivitu v posledních 12 měsících, tedy přibližně v období července 2016 do června 2017. Nejvíce aktivními v tomto období se ukázali být mladí lidé z Polska a České republiky. Ze širokého spektra možných dotazovaných aktivit převažovaly diskuze a on-line aktivity.

Diskuze na politická a veřejná témata převažují v nejbližším sociálním prostředí, např. mezi kamarády, s rodiči či partnery. Méně často byly uváděny v případě pojistoty se školami.

On-line prostor představuje již běžný rámec pro realizaci aktivit spojených s politickým či společenským obsahem. Zjištění i z dalších výzkumů a šetření také potvrzují, že aktivity mladých lidí v on-line prostředí jsou spíše pasivní povahy. Jedná se o aktivity jako (pře)posílání e-mailů, sdílení on-line obsahů a odkazů, článků, hudby, videí, atd., spojených s politickým a společenským obsahem (32% respondentů v Polsku a 31% v České republice).

Přibližně čtvrtina mladých lidí v zemích V4 udává, že za posledních 12 měsíců se zapojili do dobrovolnictví nebo dobrovolnických aktivit. Například mezi mladými lidmi z Maďarska je to 29%, z Polska pak 28%. V České republice a na Slovensku byly reportované hodnoty nižší (23% a 24%).

Výstupy z šetření zřetelně ukazují, že mladí lidé ve věku 15 – 24 let se silnou většinou rozhodují sami, zdali se do nějaké aktivity zapojí či ne. Dvě třetiny mladých lidí z Polska a České republiky uvedly, že do zkoumaných aktivit se zapojují na základě svého vlastního rozhodnutí. Odpovědi z Maďarska ukazují, že tam je podíl vlastního zapojení k účasti ještě vyšší a reprezentuje tři čtvrtiny odpovědí, zatímco na Slovensku je to „jen“ nad polovinou.

Jinými iniciátory byli myšleni např. kamarádi, škola, rodiče, neziskové organizace a další relevantní aktéři.

Postoje mladých lidí k politice, a participaci v ní, byly zkoumány v tomto šetření pomocí míry souhlasu s různými výroky k volbám a životu mladých lidí. Zklamání z politiky, široce rozšířené ve středoevropských zemích, je významně sdíleno i mezi mladými lidmi. Jasně to ilustruje např. míra souhlasu s výrokem „politici se ve skutečnosti o nás nezajímají“ nebo „politika potřebuje nové tváře, nové lídry“; toto zklamání bylo na úrovni všech V4 zemí reportováno přibližně v 80% případů.

Více než tři čtvrtiny mladých lidí v Polsku (78%) souhlasí s názorem (silně souhlasí a do určité míry souhlasí) s tím, že „účast v parlamentních volbách je povinností občana“. Na Slovensku s tímto názorem souhlasí 71% respondentů. V porovnání s Českou republikou a Maďarskem, kde byly v těchto zemích hodnoty relevantně nižší (62% a 60%).

Pro-participativní postoj, že „volby jsou příležitostí k manifestaci vlastních zájmů“ je reportován silnou většinou v Polsku a na Slovensku (78% respektive 73%). Menší sympatie s tímto vyjádřením měli poté respondenti v Maďarsku (63%) a České republice (58%).

Přibližně tři čtvrtiny mladých lidí se domnívají, že „problémy mládeže jsou odlišné od problémů jiných generací“. Přibližně stejné hodnoty nacházíme také u odpovědí na otázku „co ovlivňuje můj život je nad rámec místní komunity, kde žiji“.

Jen přibližně dvě třetiny mladých lidí, dle svých vyjádření, rozumí tomu jako společnost a politika fungují. Většina mladých lidí však věří, že „demokracie je nejlepší politický systém pro moji zemi“. Tomuto věří 79% mladých Čechů, 73% Poláků, 70% Slováků a 69% Maďarů.

A legfontosabb eredmények

Felnőtté válás: a fiatalok milyen mértékben képesek befolyásolni az életüket, a jövőbeni kilátásaikat

A kérdőívben az önállóságra vonatkozó blokk azt vizsgálta, hogy a fiatalok hogyan érzik, amennyiben szeretnék, akkor rendelkezhetnek-e a saját életüket befolyásoló tényezőkről: arról, hogy hol és hogyan, kivel szeretnének élni, mit szeretnének tanulni és milyen munkát szeretnének végezni. Az eredmények alapján, a cseh, a szlovák fiatalok és a magyar fiatalok alapvetően optimisták a jövőjüket tekintve, a lengyel fiatalok pesszimistábbak.

Az önállósodás első lépése a szülőktől való elköltözés. A szlovák fiatalok kétharmada, a cseh és a magyar fiatalok három-negyede egyetértett abban, hogy ez megvalósítható. A lengyel fiataloknak csak a 40%-a tartja ezt megvalósíthatónak.

Az önállósodás gazdasági vonatkozásában a fiatalok – a lengyelek kivételével – magabiztosnak tűnnek. A magyar fiatalok háromnegyede, a szlovákok 71%-a és a csehek 66%-a úgy gondolja, hogy fog találni egy stabil állást és ennek megfelelően mindhárom országban a válaszadók háromnegyede úgy gondolja, hogy ki fogja tudni fizetni a számláit. A lengyel fiatalok erről kevésbé magabiztosan vélekednek, a válaszadók 47%-a bízik abban, hogy három éven belül stabil állással fog rendelkezni, és ugyanígy 47% feltételezi, hogy fizetni tudja a számláit.

Arra a kérdésre, hogy el fognak-e tudni menni nyaralni, szintén hasonló arányokat mutatnak a válaszok. A szlovákok kétharmada, a cseh és a magyar fiatalok háromnegyede egyetértett, míg a lengyel fiatalok pesszimistábban látták a lehetőségeiket, a fenti eredményekhez hasonlóan, közel a válaszadók fele gondolta úgy, hogy megengedheti majd magának a nyaralást.

A családalapításra vonatkozóan a magyar fiatalok tűnnek a legpozitívabbnak, több, mint kétharmaduk elképzelhetőnek tartja a családalapítást 3 éven belül, amennyiben úgy hozza az élet. A szlovák és a cseh fiatalok közül ennél kicsivel kevesebben (62% és 58%) tartják megvalósíthatónak a családalapítást, de a lengyel fiataloknál ez az arány csak 37%.

Ahogy más kutatásokból sejteni lehetett, a fiatalok között relatív magas azoknak a száma, akik úgy gondolják, hogy külföldre költöznek a következő három évben. Legmagasabb az arányuk Csehországban, ahol a fiatalok közel fele (46%) tervezi ezt a lépést. Magyarországról több, mint a fiatalok harmada (37%), a szlovák fiataloknak 29%-a mérlegeli ezt a lehetőséget. Legkevesbé a lengyel fiatalokat foglalkoztatja a külföldre költözés (19%).

A visegrádi országok társadalmainak az egyik legnehezebb élmény annak feldolgozása, hogy az Európai Unió csatlakozás után megindult egy masszív kivándorlás Nyugat-Európába. A kivándorlás, vagyis a hosszabb ideig tartó kintlét, letelepedés mellett – már a rendszerváltástól kezdve - megnyílt a lehetőség a rövidebb-hosszabb ideig tartó a külföldi tartózkodásra, akár tanulmányi céllal, akár munkavállalás miatt. Ebből kiindulva, megkérdeztük a fiatalokat, rendelkeznek-e arról személyes tapasztalattal, hogy milyen külföldön élni.

A válaszok azt mutatták, hogy a megkérdezett fiatalok jelentős része valóban rendelkezik személyes tapasztalattal is arról, hogy milyen egy másik országban élni. A szlovák fiatalok között voltak a legnagyobb arányban azok, akik három hónapnál több időt éltek külföldön (40%), őket követik a magyarok 34%-kal, majd a lengyelek (28%) és a csehek (24%).

A fiatalok jellemzően pozitív tapasztalatokkal tértek vissza, kevesen

voltak, akikben negatív képet hagyott a külföldi tartózkodás. Az önállósodáshoz kapcsolódóan megkérdeztük a fiatalokat, hogy kitől kapják a legtöbb morális támogatást. A rangsor első része megegyezik a mind a négy országban. A legtöbb támogatást a család nyújtja a fiataloknak (a cseh és a szlovák fiatalok háromnegyede, a magyar fiatalok 72%-a és a lengyelek 69%-a jelölte meg), ezt követik a barátok (65% jelölte meg a lengyel és a szlovák fiatalok közül, 62% a csehek és 60% a magyarok közül), majd harmadik helyre kerültek a partnerek (54% a magyaroknál, 52% a lengyelek, 51% szlovákia és 47% a cseheknél). A többi közösség (iskola, munkahely, templom, helyi közösség, Facebook csoport) sokkal kevésbé jelent támogatást a fiataloknak.

A saját hazájuktól való morális támogatással kapcsolatosan a cseh, a szlovák és a magyar fiatalok hasonlóan gondolkodnak (Csehországban 7% illetve Szlovákiában és Magyarországon 8%-uk érzi úgy, hogy a hazájuk morálisan támogatja őket), viszont Lengyelországban ez az érték valamivel magasabb, 14%.

A kérdőív következő blokkja azt kívánta megvizsgálni, hogy a fiataloknak mekkora a befolyásuk az életkörülményeikre (kivel élnek együtt, milyen városban élnek, mivel töltik el a szabadidejüket, hol tanulnak tovább, érdekeik, meggyőződésük, hitük képviselője). Ez a blokk is mutatott egy érdekes eltérést, a lengyel fiatalok szinte minden tényező esetében, úgy tűnik, nagyobb szabadságot élveznek, miközben egy előző kérdéssorra adott válaszok, amely a három éven belüli önállósodás lehetőségeit vizsgálták, sokkal pesszimistább eredményt mutattak. A legnagyobb szabadságot a fiatalok saját életstílusuk megválasztásában és a szabadidejük eltöltésében élvezik. Könnyen kifejezik az érdekeiket, megélik a hitüket, és érvényesítik az oktatóikkal és a karrierjükkel kapcsolatos elképzeléseiket.

A lakhatásukkal, választott lakóhelyükkel, országukkal kapcsolatosan kevésbé van lehetőségük önálló döntések meghozatalára, de természetesen ez összefügg az életkorukkal. Ugyanakkor érdemes visszautalni a jövőre vonatkozó elképzeléseikkel, amelyek azt sugallják, hogy a közeljövőben, valószínűleg összefüggésben a felnőtté válással és az anyagi függetlenséggel, a lakóhellyel kapcsolatos döntések is önállóan megtehetőekké válnak.

A közösségi médiával kapcsolatos szokások kisebb-nagyobb eltérést mutatnak a négy országban. Általánosságba igaz, hogy a visegrádi országok fiataljai a közösségi média kínálta lehetőségek közül elsősorban a Facebookot és/vagy a YouTube-ot részesítik előnybe. A Facebookon fiatalok fele naponta több, mint egy órát töltenek el, a YouTube-on a magyar és a lengyel fiataloknak közel a fele, a szlovák fiataloknak közel az egyharmada és a cseh fiataloknak 38%-a tölt több, mint egy órát naponta. Olyan válaszadó alig akadt, aki nem használta volna ezeket a weboldaltakat.

A skála másik végén van a Twitter, ami a legkevésbé használt közösségi alkalmazás mind a négy országban. Az Instagram kevésbé népszerű, mint a Facebook vagy a YouTube, de a fiatalok több, mint fele használja, bár általában naponta kevesebb, mint egy órában. A Snapchat egyedül Lengyelországban éri el a 15-24 éves korosztály közel 60%-át, a szlovák és cseh fiatalok háromnegyede, a magyar fiatalok kétharmada nem használja ezt az applikációt.

A közösségi media használatának a legfontosabb célja mind a négy országban ugyanaz: elsősorban a chatelés, ettől lemaradva a barátok követése és a saját érdeklődési körrel összefüggő oldalak figyelése.

A webet szintén napi szinten használják információszerezésre és

Fiatalok média használata: mennyi időt töltenek el és mire használják a közösségi médiát

emaillezésre a fiatalok. Mind a négy országban népszerűek a hírportálok és az oktatási oldalak is. A szlovák és a cseh fiatalok háromnegyede, a magyar és a lengyel fiatalok több, mint kétharmada naponta használja mindkét típusú oldalakat.

A politika és a politikai pártok tevékenysége igen kevésbé érdekli a fiatalokat, és ez minden vizsgált országban hasonló. Ahogy a közösségi médián is kevesen követik a politikai eseményeket, úgy általában is igaz, hogy a politikával összefüggő információk nem érdeklik csak minden 10. fiatal.

A politikáról és a politikai pártok tevékenységével kapcsolatosan a legkedveltebb információs forrás minden országban a közösségi media és a televízió, mindkettőt a válaszadóknak több, mint a fele megjelölte. Az egyes országok között van némi eltérés, de a tendenciák hasonlóak. A hírportálok szerepe némileg kisebb a magyar és a lengyel fiataloknál (44% mindkettő esetében), a cseh fiatalok a többi három országnál nagyobb, a szlovák fiatalok kisebb mértékben támaszkodnak az online hírportálokra. A hagyományos médiumok szerepe jelentősen kisebb, csakúgy, mint család, a barátok és a munkahelyi kollégák szerepe, bár a magyar fiatalokat a többi országnál nagyobb mértékben befolyásolja a családjuk.

Az egyes országok politikai tradíciói, kultúrája befolyásolja, hogy a fiatalok hogyan érzékelik, mennyire tudnak beleszólni az életüket meghatározó döntésekbe, az életüket meghatározó szervezetek, intézmények működésébe.

A saját életükkel kapcsolatos döntésekkel összefüggésben látható volt a fiatalok magabiztossága. A kérdőív több kérdésében előkerült a társadalmi és a politikai részvétel, az aktív állampolgárság, a társadalmi és politikai véleménynyilvánítás. Ehhez kapcsolódóan szeretnénk megkérdezni, hogy visszafelé, a fiatalok hogyan látják, mennyire tudják befolyásolni az ország meghatározó politikai szintjeit. Természetesen, kevésbé valószínű, hogy valaki úgy gondolja, nagy befolyással bírhat az egyes politikai szereplők működésére, döntéshozatalára. Ugyanakkor, a demokratikus rezsimok az állampolgáraiknak beleszólási lehetőséget teremtenek a választásokkal, a szabadságjogok, vagy éppen a tiltakozások különböző módjainak biztosításával.

Mind a négy ország fiataljaira jellemző volt a saját politikai befolyással szembeni szkepticizmus, de egyértelműen más tapasztalatokkal rendelkeznek a fiatalok az egyes országokban. Feltételezhető volt, hogy az Európai Unió intézményei lesznek a legkevésbé megfoghatóak, és a helyi intézmények, civil szervezetek a "legelérhetőbbek", és a szlovák, cseh valamint a lengyel fiatalok visszaigazolták ezt az elvárást. A magyar fiatalok esetében azonban ez nem állta meg a helyét, akár helyi, akár országos szintről, akár civil politikai szerveződésről van szó, a magyar fiatalok háromnegyede úgy látja, hogy nincs semmilyen vagy csak elenyésző a befolyásuk.

A vizsgált országok politikai berendezkedése és kultúrája visszatükröződik az egyes intézményekbe vetett bizalom kérdésében. Mind a négy országban a fiatalok kritikusan szemlélik a politikai intézményeket, de az általános tendencia mögött különbségek is láthatóak az egyes országok között. (Fontos megjegyeznünk, hogy az egyes intézmények szerepe az adott ország politikai életében eltérő.)

Ami az önkormányzatokat illeti, a bizalom jellemző a cseh és a lengyel fiatalok oldaláról (mindkét esetben 65%). Némileg kevésbé, de még inkább a bizalom a jellemző a szlovák fiatalokra (57%), a magyarok esetében a bizalmat szavazó és a bizalmatlanok csoportja közel azonos (51% versus 49%). A megyei önkormányzatok esetében

Fiatalok politikai értékei és politikai attitűdjei, politikai magatartása

Szlovákia kivételével hasonló a bizalmat szavazók és a bizalmatlanok aránya, azonban a szlovák fiataloknak csak az egyharmada bízik meg a megyei önkormányzatokban. (Szlovákiában a megyei önkormányzatok munkája, más országokhoz képest, közvetlenebbül befolyásolja a lakosság életét, tevékenységük láthatóbb).

A kormányzatba, a köztársasági elnökbe, a nemzeti parlamentekbe vetett bizalom erősen eltért a válaszadó fiatalok között. Szlovákiában a válaszadóknak csak az 59%-a bízik az elnökben és még ennél is kevesebben, csak az egyötödük bízik a kormányzatban és a parlamentben (19% illetve 21%). Lengyelországban, a köztársasági elnökbe vetett bizalom és a vele szembeni bizalmatlanság ugyanakkora mértékű, a megkérdezett fiataloknak csak az egyharmada bízik meg a kormányzatban, még ennél is kevesebb az országgyűlésben megbízók aránya. A cseh fiatalok esetében még inkább látható a politikai rendszerrel szembeni bizalmatlanság. A fiatalok 42%-a bízik meg az államfőben, 36% bízik a parlamentben és a fiatalok egyharmada bízik a kormányzatban. A magyarok esetében ennél is nagyobb a bizalmatlanság. Mindössze a fiatalok egynegyede bízik a kormányzatban (24%), az országgyűlésben (25%) és a köztársasági elnökben (26%).

A legnagyobb elutasítottság a politikai pártokkal szemben jellemző minden országban. A cseh fiataloknak 24%-a bízik meg valamilyenre a politikai pártokban, a szlovák fiataloknak 16%-a, a magyar fiataloknak 15%-a és a lengyel fiataloknak a 13%-a. A civil szervezetekről, politikai pártokhoz nem közvetlenül köthető vagy civil szerveződésből induló politikai tevékenységekről és az ifjúsági szervezetekről is kedvezőbb a fiatalok véleménye, ezeket a megkérdezettek közel 50%-a támogatja. Mindez tovább erősíti a jelenlegi politikai kultúra és a politikai szereplők elutasítottságának tapasztalatát.

A kérdőívben az állam működésével, a politikai berendezkedéssel és ahhoz köthető politikai értékekkel összefüggésben is kérdéseket. Az eredmények azt mutatják, hogy egyik országban sem jellemző egy konzervens politikai berendezkedés, vagy értékrend egyöntetű képvislete. A fiatalok bizonyos kérdésekben elfogadják a nagyobb állami felelősségvállalást, vagy a határozott állami fellépést, az egyéni jogok korlátozását, míg más területen egyértelműen az egyéni szabadság, vagy éppen a demokrácia mellett állnak ki.

Mind a négy országban a legtöbb támogatást az az állítás kapta, miszerint az államnak biztosítania kell a munkát mindenki számára, aki dolgozni szeretne, és egyértelműen az állam feladatának tartják a jövedelmi különbségek csökkentését is. Ugyanakkor az állam beavatkozását a gazdaságba lényegesen kevesebben támogatták, bár a szlovák és a lengyel fiatalok között többségben vannak az állami beavatkozást támogatók aránya, a cseheknél és a magyaroknál "csak" 45%.

A szabadságjogokat illetően, a fiatalok mindenütt támogatják a demokratikus politikai berendezkedést és a jogállamiságot, és mindenütt többségben vannak a cenzúrát illetve az egyéni szabadságok korlátozását elutasítók (legmagasabb az arányuk a magyar fiatalok között).

A migrációval kapcsolatos vélemények felmérése nem volt célja ennek a felmérésnek, de a visegrádi országok lakosaiban a migránsokról élő negatív kép visszatükröződik a fiatalabb generációk véleményében is. Különböző mértékben, de minden országban kevesebben voltak azok, akik egyetértettek azzal az állítással, hogy "A bevándorlóknak jogukban úgy élni az életüket, ahogyan szeretnék." A lengyel fiataloknak 45%-a, a szlovák fiataloknak 37%-a, a cseh fiataloknak 34%-a, a magyaroknak 28%-a fogadta el a fenti állítást.

A másik, a politikai közbeszédben időnként kiemelt kisebbséggel, a melegekkel szemben lényegesen megengedőbbek a fiatalok.

A környezetvédelem kérdése általában fontos a fiatalabb generációknak, és ez a felmérés is alátámasztotta ezt, a fiatalok többsége mind a négy országban támogatta a környezetvédelem fontosságára vonatkozó kérdéseket. Ugyanakkor, a szlovák és a cseh fiatalok egyharmada, a magyar és lengyel fiatalok majdnem fele egyet értet azzal az állítással, hogy "Szerintem vannak a környezetvédelemnél sokkal fontosabb dolgok is".

A kérdőív kitért a fiatalok előítéletességének, idegenellenességének vizsgálatára is. Mind a négy országban hasonló tendenciák figyelhetők meg. A legnagyobb elutasítottság a droghasználókkal szemben látszik mindenütt (Szlovákiában és Csehországban a megkérdezettek háromnegyede, Magyarországon 70%-a, Lengyelországban a megkérdezett kétharmada nem szeretne droghasználót szomszédjának). A devianciák közül a következő Szlovákiában, Magyarországon és Lengyelországban az alkoholizmus (61% mindhárom országban), a cseheknél némileg nagyobb a tolerancia, náluk megkérdezett fiatalok 50%-a jelölte meg. Majd ezt követi a börtönviselték elutasítása, ami Szlovákiában, Csehországban és Magyarországon 56%, Lengyelországban 48%. A cigányokkal szembeni fenntartás jellemző a szlovák fiatalok kétharmadára, a csehek 63%-ra és magyarok 53%-ra. A bevándorlókkal szembeni ellenérzések is visszatükröződtek a fiatalok válaszaiban, bár országonként eltérő mértékben. A szlovák és a magyar fiatalok esetében a bevándorlók elutasítása 56%, a cseheknél 50%, a lengyeleknél csak 37%. Ugyanakkor a lengyel fiatalok utasítják el leginkább a muzulmánokat (58%) és az arab országokból érkezőket (52%). A magánélethez, a párválasztáshoz (homoszexualitás) köthető előítéletek kevésbé meghatározóak.

Ha összesítve nézzük, a visegrádi országokban nem túl népszerű az ifjúsági szervezetekhez való csatlakozás, a többségüknek nincs ilyen tapasztalata. Szlovákiában a válaszadók 13%-a tagja valamilyen ifjúsági szervezetnek, 20%-nak volt korábban ilyen tapasztalata, de 68% soha nem csatlakozott semmilyen ifjúsági szervezethez. Csehországban jelenleg a válaszadók 12%-a rendelkezik jelenleg tagsággal, 26% korábban volt tag és 62% nem csatlakozott semmilyen ifjúsági szervezethez. Magyarországon 12% jelenleg tag, 23% korábban csatlakozott, és 65% nem volt ilyen tapasztalata még. Az arány kicsit kedvezőbb Lengyelországban, ahol a fiatalok 40%-a csatlakozott ifjúsági szervezethez, 18% jelenleg is rendelkezik tagsággal. 23% korábban volt rövidebb vagy hosszabb ideig tag.

Az önkéntesség tekintetében eltérőek a szokások mind a négy országban, azonban néhány általános megállapítást tehetünk: rendszeres önkéntes munkát végző fiatalok aránya mind a négy országban alacsony, és jellemzőbb az alkalmi önkéntes munkavégzés. Viszonylag magas azok aránya, akik még soha nem végeztek önkéntes munkát.

Ami a jelent (vagyis a lekérdezés időpontját) illeti, Csehországban és Szlovákiában azon fiatalok aránya, akik rendszeresen végeznek önkéntes munkát 11%, azok, akik csak alkalmanként 20% illetve 32%. Magyarországon a rendszeres önkéntes munkát végzők aránya 6%, az alkalmi jelleggel önkénteskedők aránya 38%, és Lengyelországban az első érték 10%, a második 23%.

A cseh fiatalok 40%-a, a szlovák fiatalok 35%-a még soha nem végzett önkéntes munkát, ez az arány némileg alacsonyabb a másik két országban: Magyarországon 29%, Lengyelországban 27%, de ehhez hozzátartozik, hogy Magyarországon 2016-tól az érettségi bizonyítvány kaidásának a feltétele a közösségi szolgálat teljesítése.

Fiatalok és a társadalmi elköteleződés, társadalmi szerepvállalás: fiatalok társadalmi, politikai szervezetekhez való csatlakozása, önkéntesség

A felmérésben megkérdeztük a fiatalokat, hogy az elmúlt 12 hónapban részt vettek valamilyen nyilvános és/vagy politikai tevékenységben. A felsorolásban szerepeltek társadalmi és politikai kérdések különböző formában történő megvitatása, a kérdésekben elfoglalt vélemények kinyilvánítása. A négy ország közül ez elsősorban a lengyel és a cseh fiatalokra volt jellemző a politika és társadalmi kérdések melletti aktivitás, a szlovák és a magyar fiatalok közül sokkal kevesebben vettek részt bármilyen társadalmi vagy politikai kérdés megvitatásában vagy nyilvánították ki a véleményüket bármilyen módon.

A leggyakrabban említett aktivitás minden országban a barátokkal és a családtagokkal történő társadalmi vagy politikai témájú beszélgetés volt, de míg ez a megkérdezett lengyel és cseh fiataloknak a felét érintette, addig a szlovák fiatalok esetében ez csak 39% illetve 37%-ra, a magyar fiataloknak csak közel az egyharmadánál fordult elő az elmúlt egy évben. Az iskolai környezetben kevésbé kerülnek elő ilyen kérdések, csakúgy mint a munkahelyeken.

Az online téren való aktivitás inkább passzív formában kerül elő, tehát társadalmi vagy politikai témájú honlapok követése, ezzel kapcsolatos cikkek, oldalak, videók továbbküldése, megosztása. Az online felületek ilyen célú használata a lengyel és a cseh fiataloknak közel az egyharmadára volt jellemző (32% illetve 31%), a szlovák fiataloknak a 24%-ra, míg a magyaroknak csak a 15%-ra.

Ebben a blokkban is még egyszer rákérdeztünk az önkénteségre, mint a társadalmi felelősségvállalás, aktivitás egyik fajtájára. Összesítve a visegrádi országok fiataljainak egynegyede végzett valamilyen önkéntes tevékenységet az elmúlt 12 hónap folyamán: a magyar fiatalok 29%-a, a lengyel fiatalok 28%-a, míg a szlovák és cseh fiatalok ennél minimálisan kevesebben 24% és 23%-uk számolt be ilyen tevékenységről.

Ahogy egy korábbi blokkban jól látszott, a fiatalok az életük több területén is önállóságot, határozottságot mutatnak. Ez igaz a politikai, társadalmi véleménynyilvánításra, aktivitásra is, a 15-24 éves korosztály leginkább saját maga dönti el, hogy milyen témákat vállal fel. A szlovák fiatalok 57%, a lengyel és a cseh fiatalok kétharmada úgy nyilatkozott saját maguk döntöttek, a magyar fiataloknál ez az arány meghaladta a válaszadók háromnegyedét (78%)

A fiatalok politikával, politikai részvétellel kapcsolatos attitűdjüket azon keresztül is megnéztük, hogy a fiatalok hogyan vélekednek a választásokról és a politika fiatalok életére gyakorolt hatásáról. Közép-Európára alapvetően jellemző a politikával szembeni szkeptizmus és kiábrándultság, ez egyértelműen megjelent a felmérésre adott válaszokban is.

A választásokkal kapcsolatosan már nagyobb eltérés mutatkozik a fiatalok között: a lengyelek több, mint háromnegyede (78%), a szlovák fiatalok 71% egyetértett vagy erősen egyetértett azzal az állítással, hogy a parlamentális választásokon való részvétel állampolgári kötelesség. Kisebb mértékben osztották ezt a véleményt a másik két ország fiataljai, a csehek 62%-a, míg a magyarok 60%-a értett egyet az állítással. Ugyanakkor, azt is gondolják a fiatalok, hogy a választásoknak van hatása az életükre, bár az előzővel fordított sorrendben alakult az egyetértők aránya: magyarok 78%-a, a szlovákok 68%-a, a csehek 64%-a és a lengyel fiatalok 60%-a gondolja úgy, hogy a választásoknak eredményének van hatása az életükre. A helyi választásokon való részvételt is ugyanolyan fontosnak tartják, mint a parlamenti választásokon való részvételt, de magát az országos választásokat fontosabbnak gondolják a fiatalok mindenütt a helyi

wyborach. A fentiekkel némileg ellentmondásban, de mind a négy országban a többség úgy érezte, hogy ennek ellenére az életére a helyi közösség bír a legnagyobb hatással. Az olyan proaktív megállapításokat, mint "a választás egy lehetőség az érdekeink demonstrálására" a lengyel és a szlovák fiatalok hasonlóan magas arányban (78% és 73%) vallották, míg a magyarok 63%-a a csehek 58%-a értett egyet a kijelentéssel.

Néhány állítás kapcsán a visegrádi fiatalok nagyon egyformán és egyforma magabiztossággal vélekedtek: mind a négy országban 80% körüli azoknak az aránya, akik szerint a politikusok nem igazán törődnek velük, illetve akik szerint a politikának új arcokra, új vezetőkre van szüksége. A szkepticizmus további jele, hogy minden országban a fiatalok többsége úgy gondolta, hogy a politikai pártok között nincs nagy különbség, és egyedül a lengyel fiatalok között vannak minimálisan többségben (51%), akik szerint érdemes csatlakozni politikai pártokhoz. A szlovák fiatalok 40%-a, a cseh fiatalok 41%-a egyetértett ezzel az állítással, de a magyaroknak csak a negyede szerint érdemes csatlakozni.

Az ifjúsági szervezetek politikai súlyával kapcsolatosan mind a négy országban szkeptikusak a fiatalok, de a politikai pártoknál egyértelműbben pozitívabbnak ítélik meg az ifjúsági szervezetekhez való csatlakozás értelmét. Az ifjúsági szervezeteket mind a négy országban nagyobb arányba kötötték a civil szervezetekhez, mint a politikai pártokhoz.

Odnotowane dane sugerują, że w porównaniu z innymi krajami młodzi Słowacy mają najwięcej doświadczenia z dłuższym pobytem za granicą. Ponad trzy miesiące za granicą spędziło 40% młodych Słowaków, następują młodzi z Węgier (34%), Polski (28%) a na ostatnim miejscu uplasowali się młodzi z Czech (24%).

Większość respondentów, którzy mieli doświadczenie z pobytem za granicą, ocenia to doświadczenie pozytywnie. Średnia ocena w pojedynczych krajach to: Republika Czeska 1,89; Słowacja 1,95; Węgry 1,99; Polska 2,10.

Młodzi ludzie wyobrażają swoje życie w ciągu następujących 3 lat przeważnie optymistycznie. Jednocześnie jednak, stosunkowo wielka część młodych ludzi przewiduje, że w tym okresie wyprowadzi się za granicę na stałe. Tę informację podała prawie połowa młodych ludzi z Czech (46%) co stanowi największy procent spośród wszystkich krajów V4. Z tą opinią zgadza się także („całkowicie” lub „raczej”) ponad jedna trzecia młodych Węgrów (37%) oraz prawie jedna trzecia młodych Słowaków (29%). Młodzi Polacy utożsamiają się z tą wizją w najmniejszym stopniu (19%).

Młodzi ludzie są przekonani, że w najbliższym czasie zdobędą stabilną pracę i będzie ich stać na płatność rachunków. W tym przypadku najbardziej optymistyczni w odpowiedziach są w ramach regionu młodzi Węgrzy, a najbardziej pesymistyczni są młodzi Polacy. Podobne wyniki odnotowano w odpowiedziach na pytanie, czy młodzi ludzie będą zdolni do płatności swoich rachunków w ciągu najbliższych 3 lat.

Taki sam podział regionalny dotyczy też odpowiedzi na pytania o własnej rodzinie: w środowisku młodych ludzi na Węgrzech dwie trzecie mają nadzieję, że będą w stanie założyć własną rodzinę, jeśli będą chcieli, tym czasem „tylko” jedna trzecia młodych Polaków podziela tę opinię. Podobne są wyniki odpowiedzi na pytanie, czy w ciągu najbliższych 3 lat młodzi ludzie będą mieszkać samodzielnie.

Główne wnioski

Autorefleksja młodych ludzi

nie bez uzależnienia od rodziców. Największymi pesymistami w tej kwestii są ankietowani z Polski. Młodzi Czesi i Słowacy stoją w odpowiedziach na te pytania raczej po stronie optymistów.

Młodzi ludzie w regionie V4 w wieku od 15 do 24 lat odczuwają największe wsparcie ze strony rodziców, przyjaciół lub partnera. Po nich plasuje się szkoła lub praca, w której respondent aktualnie studiuje/pracuje.

Jeśli chodzi o wsparcie ze strony innych ludzi lub grup, to zdania młodych ludzi w regionie V4 są podzielone. Znaczne różnice odnotowano w kwestii wsparcia przez własne otoczenie. Tylko 8% ankietowanych z Czech odczuwa wsparcie z tej strony, w Polsce to wsparcie podaje ponad cztery razy więcej ankietowanych młodych ludzi (34%). Podobnie jest z postrzeganiem roli Kościoła. W Czechach wsparcie z tej strony podaje tylko 8% respondentów, natomiast w Polsce obecność tego wsparcia podało 22% młodych.

Samodzielnym tematem okazuje się moralne wsparcie ze strony kraju, w którym młodzi ludzie mieszkają. 14% młodych ludzi w Polsce podaje wielkie wsparcie moralne ze strony swojego kraju, natomiast w Czechach to 7% ankietowanych, a na Słowacji i na Węgrzech to po 8%.

Młodzi ludzie z krajów V4 dzielą zdanie, że wywierają wielki wpływ na swój styl życia, sposoby spędzania czasu wolnego, a także na swoje wykształcenie. Stosunkowo mocną pozycję młodzi odczuwają w kwestii możliwości praktykowania swojej wiary/religii jak i możliwości realizacji swoich zainteresowań.

Z drugiej strony, najmniejszy wpływ młodzi deklarują w przypadku kraju oraz miejsca zamieszkania, czyli miasta lub wsi, w których żyją. Mianowicie, aż 28% Czechów, 17% Słowaków, 15% Węgrów oraz 13% Polaków podało „żaden wpływ na kraj”, w którym mieszkają. „Żaden wpływ na miasto/wieś”, w których mieszkają, podało aż 15% Czechów, 13% Słowaków, 11% Węgrów oraz 7% Polaków.

Różnice pomiędzy kulturami politycznymi w czterech badanych krajach odbijają się w odpowiedziach na pytanie, jaki wpływ młodzi ludzie wywierają na różne instytucje i sprawy polityczne. Młodzi we wszystkich krajach stoją w kwestii wpływu politycznego po stronie „sceptyków”. Większość z nich deklaruje bowiem żaden wpływ, ewentualnie bardzo mały wpływ. Stopień ocenianego wpływu różni się jednak w zależności od kraju. Największy sceptycyzm lub największe poczucie bezsilności odnotowano wśród młodych Węgrów. W przypadku wszystkich badanych instytucji, około trzy czwarte tychże respondentów wskazało, że nie wywierają „żadnego wpływu”.

Jednoznacznie najwyższy stopień ekskluzji wyrażano wobec ludzi uzależnionych od narkotyków. Stoją oni na pierwszym szczeblu rankingu dystansu społecznego w każdym kraju V4. Na „czołowych” miejscach stanęli też Romowie, ekstremiści polityczni oraz ludzie spożywający nadmiar alkoholu. Te stanowiska dzielą młodzi Słowacy oraz młodzi Czesi, natomiast na Węgrzech i w Polsce sytuacja jest nieco inna. Ponad połowa młodych z tych dwóch krajów odrzuca także muzułmanów, emocjonalnie niestabilnych ludzi oraz ludzi z krajów arabskich.

DOŚWIADCZENIE Z CZŁONKOSTWEM W ORGANIZACJACH MŁODZIEŻOWYCH ORAZ WOLONTARIATEM

Około jedna trzecia młodych z krajów V4 ma doświadczenia z członkostwem w organizacjach młodzieżowych, jak np. harcerze, YMCA, pionierzy, Młodzież Czerwonego Krzyża, Młodzi strażacy itp. Tymczasem ok. dwie trzecie młodych ludzi nie mają takiego doświadczenia w ogóle. Doświadczenia z członkostwem mają najczęściej młodzi z Polski, po nich uplasowali się młodzi z Czech i Węgier. Najmniej doświadczeń z członkostwem w organizacjach młodzieżowych mają młodzi ludzie ze Słowacji.

Około co dziesiąta młoda osoba w wieku od 15 do 24 lat regularnie uczestniczy w działalnościach wolontariackich. Największy procent uczestników wolontariatu odnotowano na Słowacji i w Czechach, następnie na Węgrzech i w Polsce.

Żadnego doświadczenia z wolontariatem dotychczas nie miało aż 40% Czechów i młodych Słowaków. W dalszych krajach ten procent jest mniejszy – mianowicie na Węgrzech wynosi 29% i w Polsce 27%.

Młodzi ludzie z krajów V4 najczęściej spędzają czas na Facebooku oraz na YouTube. Korzystają z Internetu codziennie w celu wyszukiwania informacji oraz wysyłania e-maili. Zachowanie medialne młodych ludzi różni się w ramach pojedynczych krajów, inna jest częstotliwość korzystania z Internetu, ew. z różnych sieci społecznościowych.

KORZYSTANIE Z SIECI SPOŁECZNOŚCIOWYCH PRZEZ MŁODYCH LUDZI

Facebook i YouTube: ponad połowa młodych spędza godzinę i więcej czasu codziennie na Facebooku, reszta młodych podaje mniejszą częstotliwość korzystania z tych sieci na co dzień. Po drugim końcu skali częstotliwości korzystania z sieci społecznościowych znajdują się media jak np. Twitter, Snapchat lub Instagram. Jednocześnie obserwujemy wśród pojedynczych krajów różnice w korzystaniu przez młodych ludzi z różnych sieci społecznościowych.

Młodzi ludzie ze wszystkich krajów V4 podają, że sieci społecznościowych używają przede wszystkim do czatowania, obserwowania znajomych oraz do hobby i zainteresowań. Inne motywy podawano o wiele rzadziej.

Główne źródło informacji o działaniach partii politycznych w pojedynczych krajach stanowią dla młodych ludzi sieci społecznościowe oraz telewizja. W każdym jednym kraju V4 podaje to połowa, ew. ponad połowa respondentów. Podobnie jak np. w przypadku częstotliwości korzystania z sieci społecznościowych, w tym przypadku też istnieją różnice pomiędzy młodymi w pojedynczych krajach V4.

Stopień niezainteresowania informacjami dotyczącymi polityki, jak i działań partii politycznych we własnym kraju jest w czterech badanych krajach prawie taki sam – niezainteresowanych jest 11% młodych ludzi z Czech i Węgier, a 8% młodych Słowaków i Polaków.

Różnice w kulturze politycznej w czterech badanych krajach odbijają się w odpowiedziach na pytanie, jaki stopień zaufania mają młodzi ludzie wobec różnych instytucji i spraw politycznych. Młodzi we wszystkich krajach są w kwestii zaufania bardzo krytyczni i rozróżniają pojedyncze szczeble rządzenia zarówno krajem, jak i pojedynczymi instytucjami. Stopień zaufania różni się jednak we wszystkich krajach.

W przypadku lokalnych władz, samorządu, przeważa zaufanie nad nieufnością: u młodych Czechów oraz Polaków to identycznie po 65%, nieco niższy procent zaufania odnotowano na Słowacji (57%), a w przypadku Węgrów zaufanie graniczy z nieufnością (51% vs. 49%). Podobnie w przypadku województw zaufanie przeważa nad nieufnością we wszystkich krajach – z wyjątkiem Słowacji. Tylko jedna trzecia ankietowanych młodych Słowaków wyraziła zaufanie wobec województw.

Zaufanie wobec rządu, prezydenta oraz krajowego parlamentu jest w pojedynczych krajach bardzo zróżnicowane. Mianowicie na Słowacji prezydent ma zaufanie aż 59% młodych, natomiast rząd i parlament ma zaufanie tylko ok. jednej piątej młodych Słowaków.

W przypadku Polski zaufanie wobec prezydenta jest tak samo duże jak nieufność, natomiast rząd ma zaufanie „tylko” jednej trzeciej ankietowanych młodych ludzi, a parlament jeszcze mniej (27%). Sytuacja w Czechach jest nieco inna, nieufność przeważa nad zaufaniem. Mianowicie, prezydent ma zaufanie 42% młodych, parlament 36% ankietowanych, rząd ok. jednej trzeciej młodych (33%).

W przypadku młodych Węgrów ogólne zaufanie wobec tych trzech najwyższych instytucji jest najniższe, nieufność mocno przeważa. Mianowicie rządowi ufa 24% młodych, parlamentowi 25%, a prezydentowi 26% ankietowanych.

Młodzi ankietowani zostali poproszeni o ocenę różnych wypowiedzi związanych z funkcjonowaniem państwa, tolerancją, wolnością oraz środowiskiem naturalnym. Młodzi z jednej strony stoją po stronie paternalistycznej odpowiedzialności państwa wobec swoich obywateli, z drugiej strony nie zgadzają się w zdaniach na temat kompetencji/ zdolności państwa w zakresie gospodarski.

Większość młodych ludzi we wszystkich czterech krajach jest przekonana, że „państwo powinno zapewnić pracę dla każdego, kto chce pracować”. To przekonanie najmocniej zostało zadeklarowane przez młodych na Słowacji, w innych krajach było również wyraziste. Młodzi są przekonani, iż „państwo powinno podejmować działania obniżające różnice w dochodach ludzi”.

W kwestii regulowania gospodarki przez państwo zdania młodych różnią się, w pojedynczych krajach jest podejście do tego tematu inne. Ok. połowa młodych ludzi zgadza się ze zdaniem, „im mniej państwo reguluje gospodarkę, tym lepiej”. W Czechach i na Węgrzech przekonana jest o tym ponad połowa młodych, na Słowacji i w Polsce nieco mniej.

Silną pozycję państwa darzą sympatiami przede wszystkim młodzi Słowacy, co zostało potwierdzone także w odpowiedziach na pytania związane z postrzeganiem wolności. Na przykład prawie połowa młodych na Słowacji zgadza się z tym, że „cenzura filmów, czasopism lub Internetu jest niezbędna dla wspierania moralności społeczeństwa”. W dalszych trzech krajach sympatie te są mniejsze.

Mimo że kwestia migrantów nie była przedmiotem badania, negatywne nastawienie obywateli krajów V4 wobec migracji i migrantów ogólnie widoczne jest także wśród młodej generacji. Ze zdaniem, że „imigranci powinni mieć swobodny wybór, żeby prowadzić swoje życie według własnych marzeń” utożsamia się 45% Polaków, 37% Słowaków, 34% Czechów oraz „tylko” 28% Węgrów. We wszystkich krajach zatem większość nie zgadza się z tym wypowiedzeniem.

Młodzi ludzie zazwyczaj wspierają ochronę przyrody, środowiska naturalnego. Udowodniono to także w tym badaniu, młodzi stanęli raczej po stronie ochrony przyrody. Mianowicie, np. z wypowiedzeniem „nie potrzebujemy chronić przyrody” zgadza się tylko ok. jedna dziesiąta młodych w krajach V4. Bardziej konkretne twierdzenie „dla mnie są ważniejsze inne rzeczy niż ochrona środowiska naturalnego” podzieliła jednak już ok. jedna trzecia Słowaków i Czechów (31% i 32%), a jeszcze więcej młodych Węgrów i Polaków (po 46%).

W sondażu pytano młodych ludzi, w jakich różnorodnych działaniach publicznych/politycznych wzięli udział w ciągu ostatnich 12 miesięcy. Najbardziej aktywnymi spośród czterech badanych krajów okazali się w tej kwestii młodzi ludzie z Polski i Czech. Z szerokiego wachlarza działań przeważają dyskusje oraz on-line działania.

Jeśli chodzi o dyskusje, odbywają się one przede wszystkim w najwęższym, najbliższym gronie społecznym, czyli między przyjaciółmi, rodzicami, partnerami. Nieco rzadziej mówi się w tym zakresie o szkole.

Przestrzeń on-line stanowi oczywistą część realizacji działań o treści politycznej lub szerzej rozumianej społecznej. Sprawdzają się jednak wyniki innych sondażów, że działania młodych w przestrzeni online przybierają raczej formę bierną. Chodzi np. o przesyłanie on-line linków, artykułów, muzyki, nagrań itp., które związane są z tematami społecznymi lub politycznymi (32% Polaków oraz 31% Czechów).

Ok. jedna czwarta młodych ludzi w krajach V4 wzięła w ciągu ostatnich 12 miesięcy udział w wolontariacie. Np. wśród Węgrów 29% młodych ludzi zajmowało się wolontariatem w ciągu ostatniego roku, podobnie jest wśród Polaków (28%). Na Słowacji i w Czechach odnotowano udział w wolontariacie wśród odpowiednio 24% i 23% młodych ludzi.

Z sondażu wynika, iż młodzi ludzie w wieku od 15 do 24 lat jednoznacznie sami najczęściej decydują o tym, w jakich działaniach wezmą udział. Dwie trzecie młodych ludzi w Polsce i w Czechach podało, że udział w różnych badanych działaniach jest ich własną inicjatywą. Wśród węgierskiej młodzieży procent takich odpowiedzi jest większy, przekracza trzy czwarte ankietowanych, tymczasem na Słowacji chodzi tylko o ponad połowę respondentów.

Stanowisko młodych wobec polityki, udziału w polityce została przebadana w sondażu także poprzez mierzenie procentu aprobaty rozmaitych twierdzeń dotyczących wyborów oraz życia młodzieży. Rozczarowanie z polityki, powszechne wśród mieszkańców krajów środkowoeuropejskich, dzielą również młodzi ludzie. Pokazuje to wysoki procent aprobaty twierdzeń „politycy nie interesują się nami” oraz „polityka potrzebuje nowych twarzy, nowych liderów” we wszystkich czterech krajach na poziomie ok. 80%.

Ponad trzy czwarte młodych w Polsce (78%) (zdecydowanie lub raczej) zgadza się ze zdaniem, że „udział w wyborach parlamentarnych jest obowiązkiem każdego obywatela”. Na Słowacji zgadza się z tą opinią 71% młodych, tymczasem w Czechach 62%, a na Węgrzech 60%.

Stanowisko popierające udział w wyborach, iż „wybory to okazja, żeby wyrazić swoje interesy”, cieszy się wsparciem większości młodych w Polsce i na Słowacji (78% oraz 73%). Nieco mniejszy procent ludzi zgadzających się z tą opinią jest na Węgrzech (63%) oraz w Czechach (58%).

Okolo trzy czwarte młodych ludzi zgadza się z opinią, że „problemy młodych ludzi są inne niż problemy innych pokoleń”. Prawie taki sam procent młodych ludzi podziela opinie, iż „to, co wywiera wpływ na moje życie to przede wszystkim lokalna wspólnota, w której żyję”.

Tylko ok. dwie trzecie aż połowa młodych ludzi rozumie, jak działa społeczeństwo i polityka. Większość młodych ludzi jednocześnie „wierzy, że demokracja to najlepszy ustrój polityczny dla mojego kraju”. Tak uważa aż 79% młodych Czechów, 73% młodych Polaków, 70% młodych ludzi ze Słowacji oraz 69% młodych ludzi z Węgier.

About the project

Political participation of youth in the V4 countries

The project aims to provide the necessary, up-to-date information in selected areas of civic and political involvement of young people (membership of youth organisations, volunteering, participation in elections, political attitudes and media behaviour) in Slovakia, the Czech Republic and Hungary. The obtained data has the potential to become a basis for targeted policy measures and to bring a positive change.

Project web-site: www.visegrad.mladez.sk

Young people in the V4 region face similar problems: being threatened by unemployment and poverty. The common denominator of these issues seems to be a failing education system - not only does it not prepare young people for the labour market, but it also does not teach them how to become active citizens. It often leads young people **to political apathy, a lacking interest in public affairs, lower political activity and the tendency to elect radical political parties in elections.**

Currently, there is a lack of relevant data on the political participation of young people, and therefore it is almost impossible to change this situation by targeted policy measures.

REGIONAL FOCUS OF THE PROJECT

The topic of the political participation of young people is not a local issue. On the contrary, it exceeds the borders of Slovakia. In the V4 countries, similar trends in political behaviour, as well as civic youth activism, can be observed. Getting up-to-date and quality information from the V4 region will contribute to addressing the growing opinion and attitudinal polarisation among young people.

PROJECT COORDINATOR

Rada mládeže Slovenska (RmS)/ Slovak Youth Council unites non-governmental organisations that work with children and young people. At the moment, it incorporates 22 registered civic associations and non-profit organisations that unite over 55 000 children and young people. It provides political advocacy on behalf of children and youth organisations without regard to their political and religious views, nationality or ethnic origin. RmS represents and coordinates the interests of its members in communication with the state and public administration. It participates in creating an environment that enables youth organisations to carry out their activities effectively and with good support from state institutions and other stakeholders.

www.mladez.sk

PROJECT PARTNERS

Czech Council of Children and Youth (ČRDM) was established in July 1998 by eight organisations of children and youth. Today it is composed of 98 member organisations with around 200 000 individual members – the organisations range from very small to the biggest ones; 9 regional youth councils are members of ČRDM as well.

The mission of the ČRDM is to promote conditions for quality life and overall development of children and young people. ČRDM fulfils its mission by supporting non-formal education and activities of its members, especially by creating legal, economic, social and cultural conditions suitable for their activities. ČRDM represents interests of its members towards home and foreign bodies, organisations and institutions. ČRDM run several projects and initiatives directly supporting youth participation as the Structured Dialogue with Youth, project „Cooperation for Social and Civic Competences´ Inno-

tive Education“, earlier also European-wide best practice project called Kecejme do toho (Have Youth Say) or the UN Youth Delegate programme. To support the international mobility and meaningful spending of free time by children and youth, it provides EYCA Cards providing discounts across Europe. Since 2016 it also operates special analytical section for the youth sector and youth policy activities.

www.crdm.cz



The Rubeus Association is a network for the young researchers in Hungary to support to undertake research on the special fields of social exclusion and discrimination. The studies focus on the analysing of legal system, decision making process and social services and general social theories.


The activities of the Association:

- sociological research
- networking with national and international organizations
- consultation and supporting to young researchers

Main topics

- child and youth policies, child and youth protection
- family decision making
- questions of the policy analysing in the field of social services

www.rubeus.hu



The project is implemented with the support of the International Visegrad Fund from March to December 2017.



Political Participation of Youth in V4 Countries

RESULTS OF THE PUBLIC OPINION
POLL AMONG YOUNG PEOPLE IN
SLOVAKIA, THE CZECH REPUBLIC,
HUNGARY AND POLAND

RmS Rada mládeže
Slovenska


rubeus



• Visegrad Fund
••

Authors: Katarína Čavojská,
Sylvia Šumšalová, Jan Husák,
Szilvia Szombathelyi
Graphic design: Maroš Šmeringai
©2017 Rada mládeže Slovenska
(RmS)
Pražská 11, 811 04 Bratislava

rms@mladez.sk
www.mladez.sk

ISBN 978-80-972694-3-2



©2017 Rada mládeže Slovenska (RmS) Pražská 11, 811 04 Bratislava, ČRDM, Rubeus

rms@mladez.sk, www.mladez.sk

ISBN 978-80-972694-3-2